

Recycle Bin

http://yanzh02-bldreq/ UDP Premium Plus Edition |... x

About Arcserve Contact Us Support & Learning Events/Webcasts Community News and Press Free Trial English Search...

# arcserve®

## Arcserve 30-day Software Trials

**Image Based Protection for File Servers with Tape Migration**  
Protect virtual and physical servers. Windows and Linux support. Infinite Incremental backup, BMR and host-based agentless backup for VMware.  
Product: Arcserve® UDP Standard Edition

**Image Based Protection for File and Application Servers with Tape Migration**  
Protect virtual and physical servers. Windows and Linux support. Infinite Incremental backup, BMR and host-based agentless backup for VMware.  
Product: Arcserve® UDP Advanced Edition

**File Based Protection capabilities to both disk and tape**  
Protect physical and virtual servers. Wide platform support including Windows, Linux, UNIX and MAC. Comprehensive data protection including Deduplication and dashboard.  
Products: Arcserve® UDP Premium Edition, Arcserve® Backup

**High availability and continuous data**

### Download Your Free Trial Today

Arcserve UDP Premium Plus Edition

michael

roberts

michael.roberts@arcserve.com

Principal Product Designer

Arcserve

United States

Texas

75070

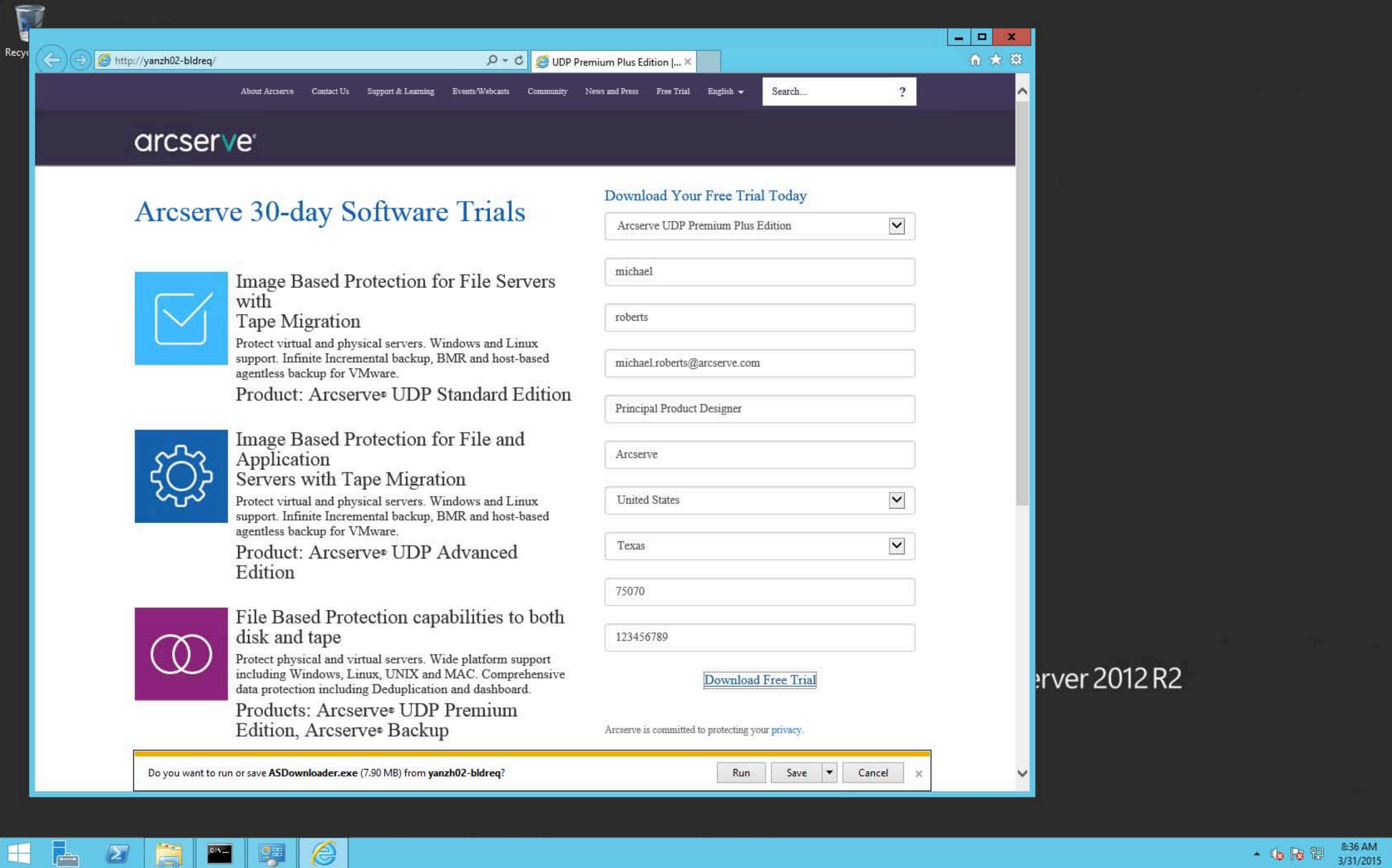
123456789

[Download Free Trial](#)

Arcserve is committed to protecting your [privacy](#).

erver 2012 R2





arcserve®

## Arcserve 30-day Software Trials



### Image Based Protection for File Servers with Tape Migration

Protect virtual and physical servers. Windows and Linux support. Infinite Incremental backup, BMR and host-based agentless backup for VMware.

Product: Arcserve® UDP Standard Edition



### Image Based Protection for File and Application Servers with Tape Migration

Protect virtual and physical servers. Windows and Linux support. Infinite Incremental backup, BMR and host-based agentless backup for VMware.

Product: Arcserve® UDP Advanced Edition



### File Based Protection capabilities to both disk and tape

Protect physical and virtual servers. Wide platform support including Windows, Linux, UNIX and MAC. Comprehensive data protection including Deduplication and dashboard.

Products: Arcserve® UDP Premium Edition, Arcserve® Backup

### Download Your Free Trial Today

Arcserve UDP Premium Plus Edition

michael

roberts

michael.roberts@arcserve.com

Principal Product Designer

Arcserve

United States

Texas

75070

123456789

[Download Free Trial](#)

Arcserve is committed to protecting your [privacy](#).

Do you want to run or save ASDownloader.exe (7.90 MB) from yanzh02-bldreq?

Run

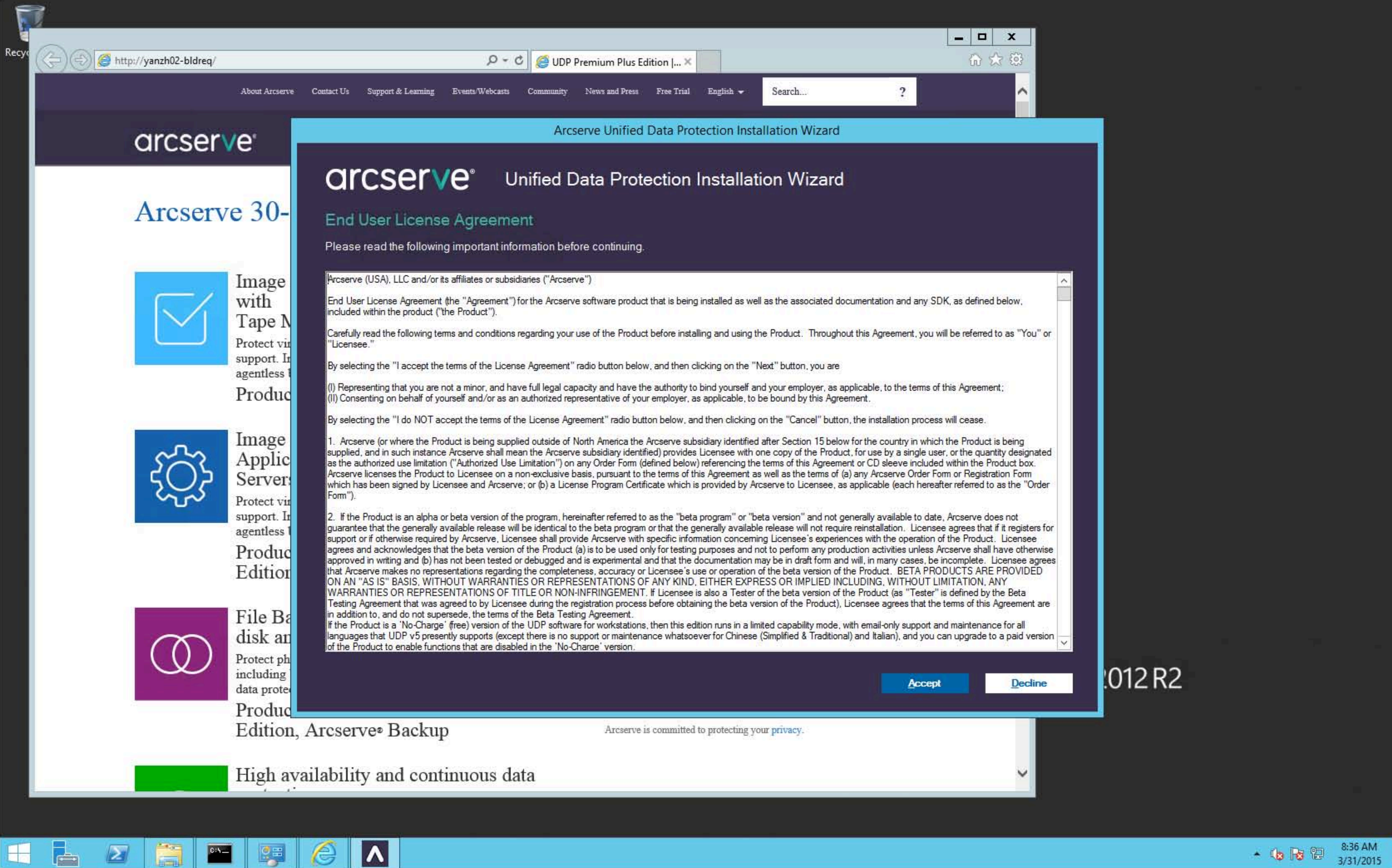
Save

Cancel

erver 2012 R2

8:36 AM  
3/31/2015





arcserve®

Arcserve 30-



Image with Tape M...  
Protect via...  
support. In...  
agentless...  
Product



Image Applic Servers...  
Protect via...  
support. In...  
agentless...  
Product Edition



File Ba disk an...  
Protect ph...  
including...  
data prote...  
Product Edition, Arcserve® Backup



High availability and continuous data

Arcserve Unified Data Protection Installation Wizard

arcserve® Unified Data Protection Installation Wizard

End User License Agreement

Please read the following important information before continuing.

Arcserve (USA), LLC and/or its affiliates or subsidiaries ("Arcserve")

End User License Agreement (the "Agreement") for the Arcserve software product that is being installed as well as the associated documentation and any SDK, as defined below, included within the product ("the Product").

Carefully read the following terms and conditions regarding your use of the Product before installing and using the Product. Throughout this Agreement, you will be referred to as "You" or "Licensee."

By selecting the "I accept the terms of the License Agreement" radio button below, and then clicking on the "Next" button, you are

- (I) Representing that you are not a minor, and have full legal capacity and have the authority to bind yourself and your employer, as applicable, to the terms of this Agreement;
- (II) Consenting on behalf of yourself and/or as an authorized representative of your employer, as applicable, to be bound by this Agreement.

By selecting the "I do NOT accept the terms of the License Agreement" radio button below, and then clicking on the "Cancel" button, the installation process will cease.

1. Arcserve (or where the Product is being supplied outside of North America the Arcserve subsidiary identified after Section 15 below for the country in which the Product is being supplied, and in such instance Arcserve shall mean the Arcserve subsidiary identified) provides Licensee with one copy of the Product, for use by a single user, or the quantity designated as the authorized use limitation ("Authorized Use Limitation") on any Order Form (defined below) referencing the terms of this Agreement or CD sleeve included within the Product box. Arcserve licenses the Product to Licensee on a non-exclusive basis, pursuant to the terms of this Agreement as well as the terms of (a) any Arcserve Order Form or Registration Form which has been signed by Licensee and Arcserve; or (b) a License Program Certificate which is provided by Arcserve to Licensee, as applicable (each hereafter referred to as the "Order Form").
2. If the Product is an alpha or beta version of the program, hereinafter referred to as the "beta program" or "beta version" and not generally available to date, Arcserve does not guarantee that the generally available release will be identical to the beta program or that the generally available release will not require reinstallation. Licensee agrees that if it registers for support or if otherwise required by Arcserve, Licensee shall provide Arcserve with specific information concerning Licensee's experiences with the operation of the Product. Licensee agrees and acknowledges that the beta version of the Product (a) is to be used only for testing purposes and not to perform any production activities unless Arcserve shall have otherwise approved in writing and (b) has not been tested or debugged and is experimental and that the documentation may be in draft form and will, in many cases, be incomplete. Licensee agrees that Arcserve makes no representations regarding the completeness, accuracy or Licensee's use or operation of the beta version of the Product. BETA PRODUCTS ARE PROVIDED ON AN "AS IS" BASIS, WITHOUT WARRANTIES OR REPRESENTATIONS OF ANY KIND, EITHER EXPRESS OR IMPLIED INCLUDING, WITHOUT LIMITATION, ANY WARRANTIES OR REPRESENTATIONS OF TITLE OR NON-INFRINGEMENT. If Licensee is also a Tester of the beta version of the Product (as "Tester" is defined by the Beta Testing Agreement that was agreed to by Licensee during the registration process before obtaining the beta version of the Product), Licensee agrees that the terms of this Agreement are in addition to, and do not supersede, the terms of the Beta Testing Agreement.

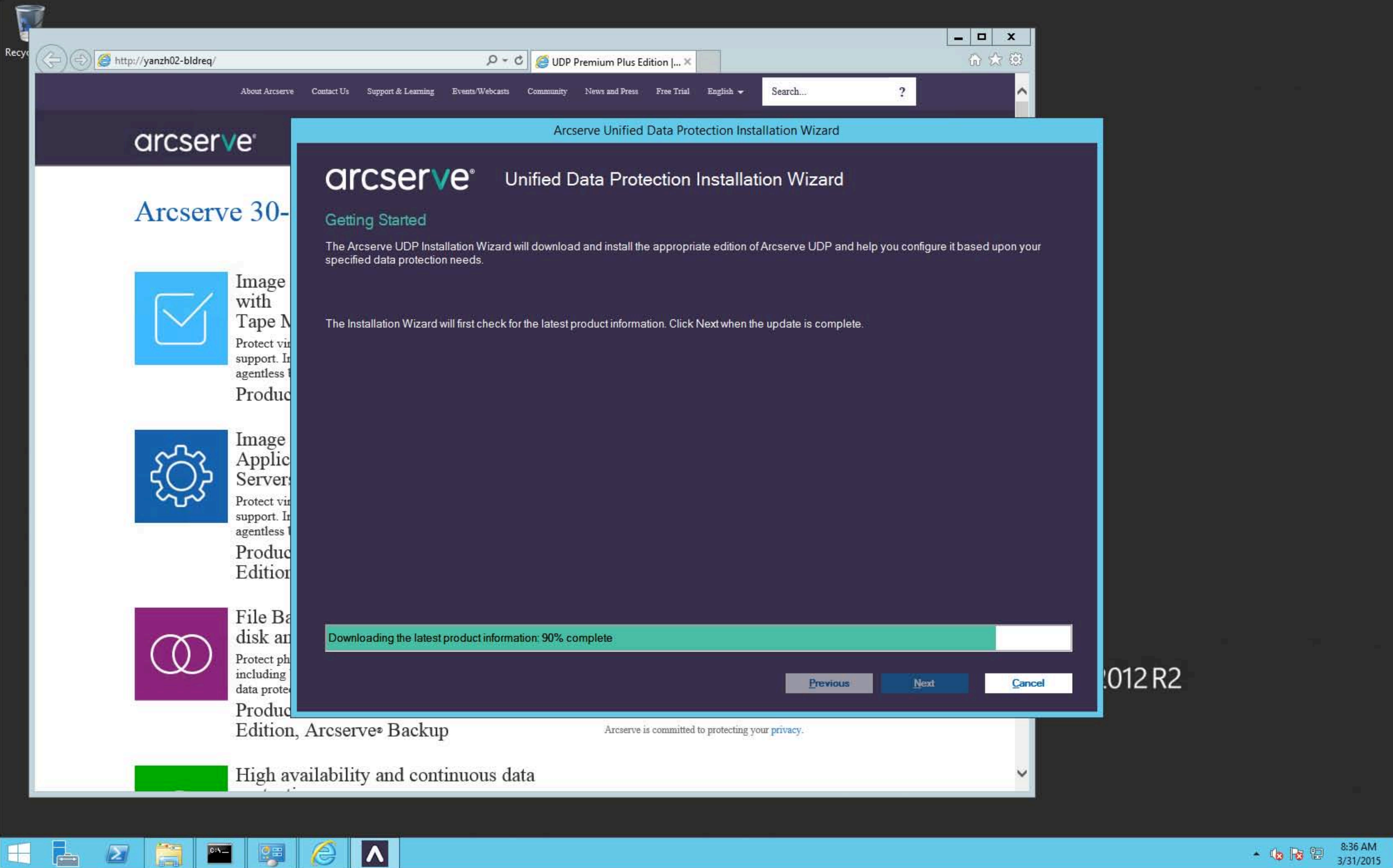
If the Product is a "No-Charge" (free) version of the UDP software for workstations, then this edition runs in a limited capability mode, with email-only support and maintenance for all languages that UDP v5 presently supports (except there is no support or maintenance whatsoever for Chinese (Simplified & Traditional) and Italian), and you can upgrade to a paid version of the Product to enable functions that are disabled in the "No-Charge" version.

Accept Decline

Arcserve is committed to protecting your [privacy](#).

012 R2





arcserve®

Arcserve 30-



Image with Tape M  
Protect via support. In agentless  
Product



Image Applic Servers  
Protect via support. In agentless  
Product Edition



File Ba disk an  
Protect ph including data prote  
Product

Edition, Arcserve® Backup

High availability and continuous data

Arcserve Unified Data Protection Installation Wizard


arcserve®

Unified Data Protection Installation Wizard

Getting Started

The Arcserve UDP Installation Wizard will download and install the appropriate edition of Arcserve UDP and help you configure it based upon your specified data protection needs.

The Installation Wizard will first check for the latest product information. Click Next when the update is complete.

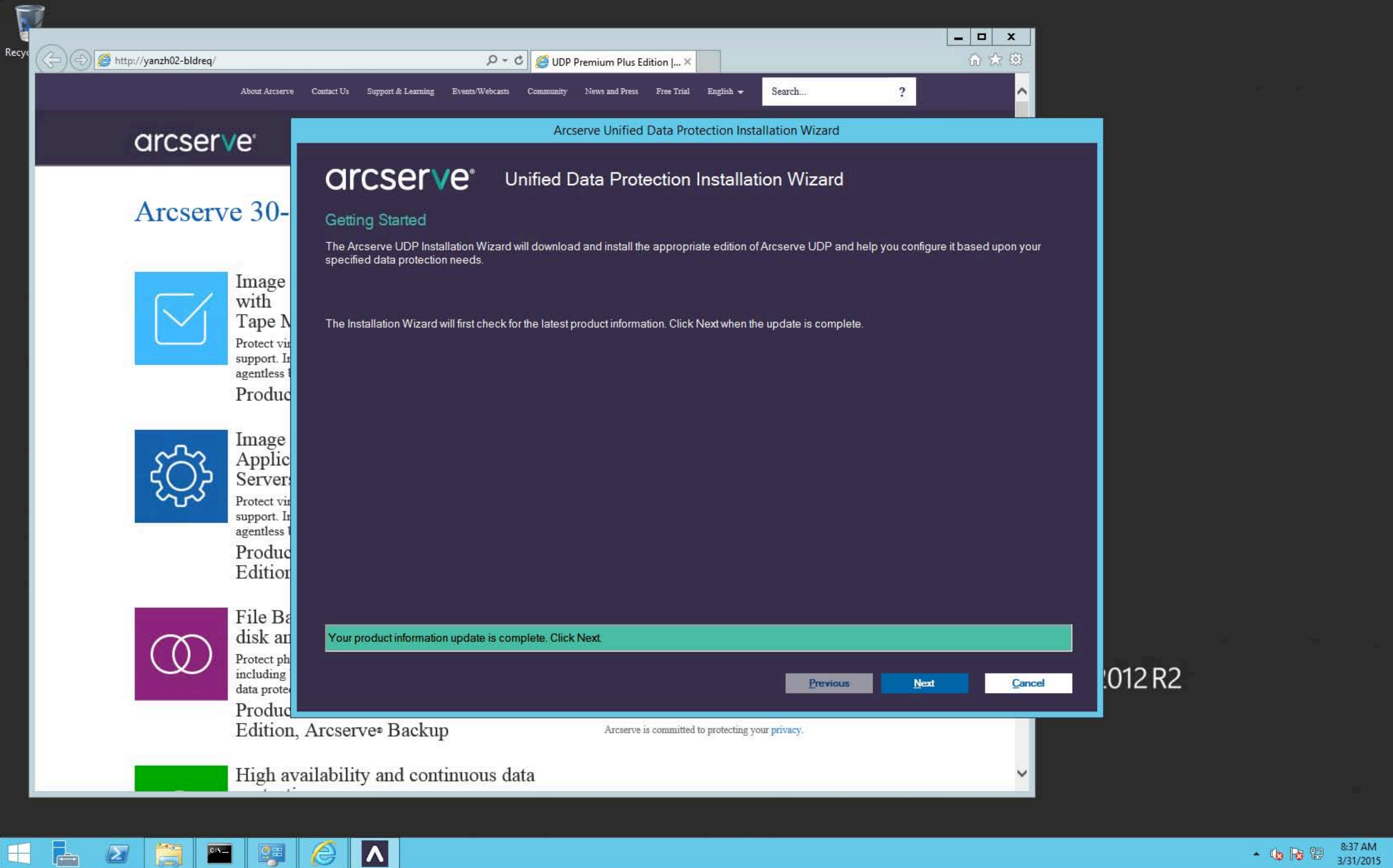


Previous Next Cancel

Arcserve is committed to protecting your privacy.

012 R2





arcserve®

Arcserve 30-



Image with Tape M  
Protect via support. In agentless  
Product



Image Applic Servers  
Protect via support. In agentless  
Product Edition



File Ba disk an  
Protect ph including data prote  
Product Edition, Arcserve® Backup

High availability and continuous data

Arcserve Unified Data Protection Installation Wizard

arcserve®

Unified Data Protection Installation Wizard

### Getting Started

The Arcserve UDP Installation Wizard will download and install the appropriate edition of Arcserve UDP and help you configure it based upon your specified data protection needs.

The Installation Wizard will first check for the latest product information. Click Next when the update is complete.

Your product information update is complete. Click Next.

Previous

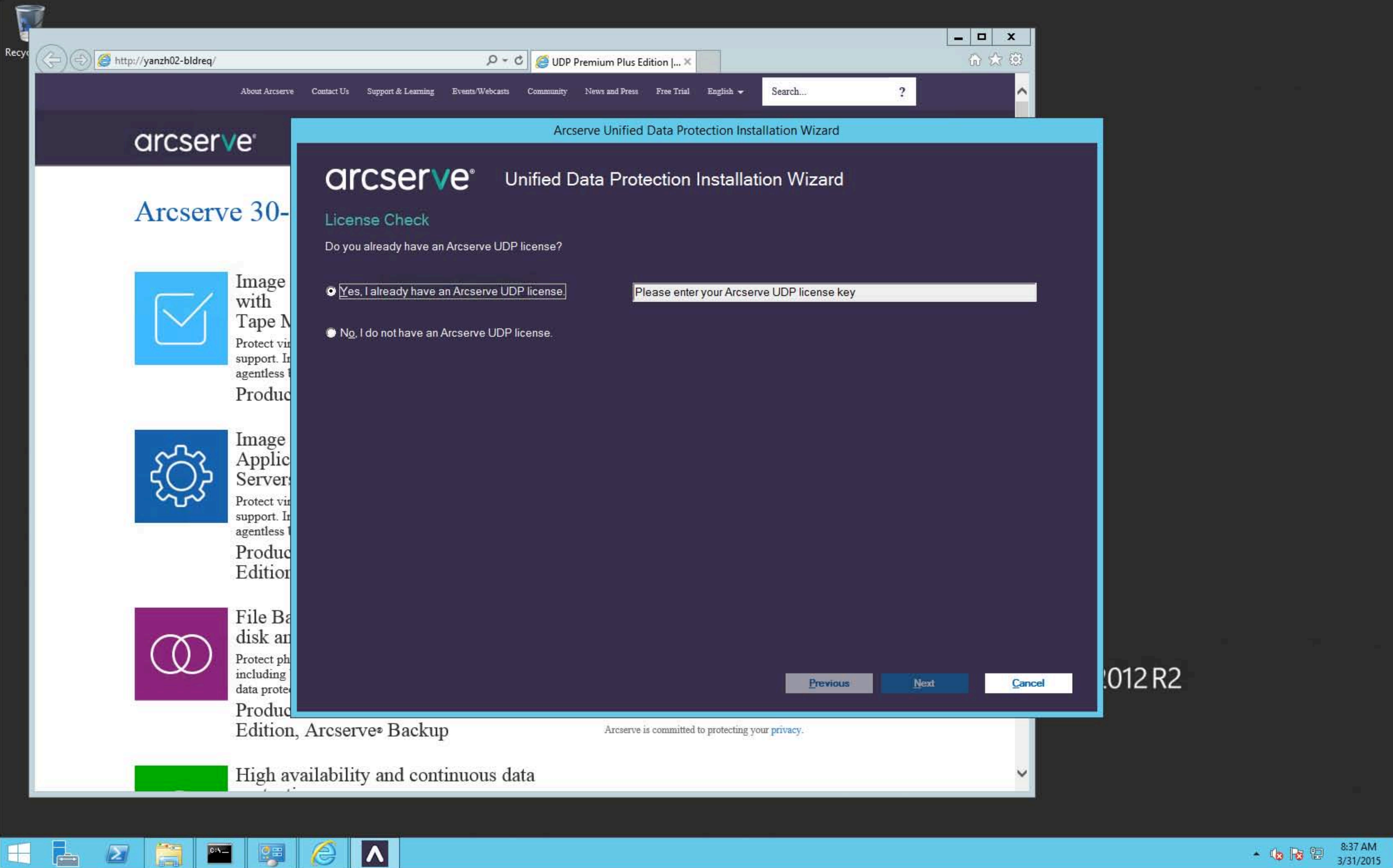
Next

Cancel

Arcserve is committed to protecting your privacy.

012 R2

8:37 AM  
3/31/2015



arcserve

Arcserve Unified Data Protection Installation Wizard

arcserve

Unified Data Protection Installation Wizard

License Check

Do you already have an Arcserve UDP license?

- Yes, I already have an Arcserve UDP license.
- No, I do not have an Arcserve UDP license.

Please enter your Arcserve UDP license key

Previous Next Cancel

Image with Tape M  
Protect via support. In agentless  
Product

Image Applic Servers  
Protect via support. In agentless  
Product Edition

File Ba disk an  
Protect ph including data prote  
Product

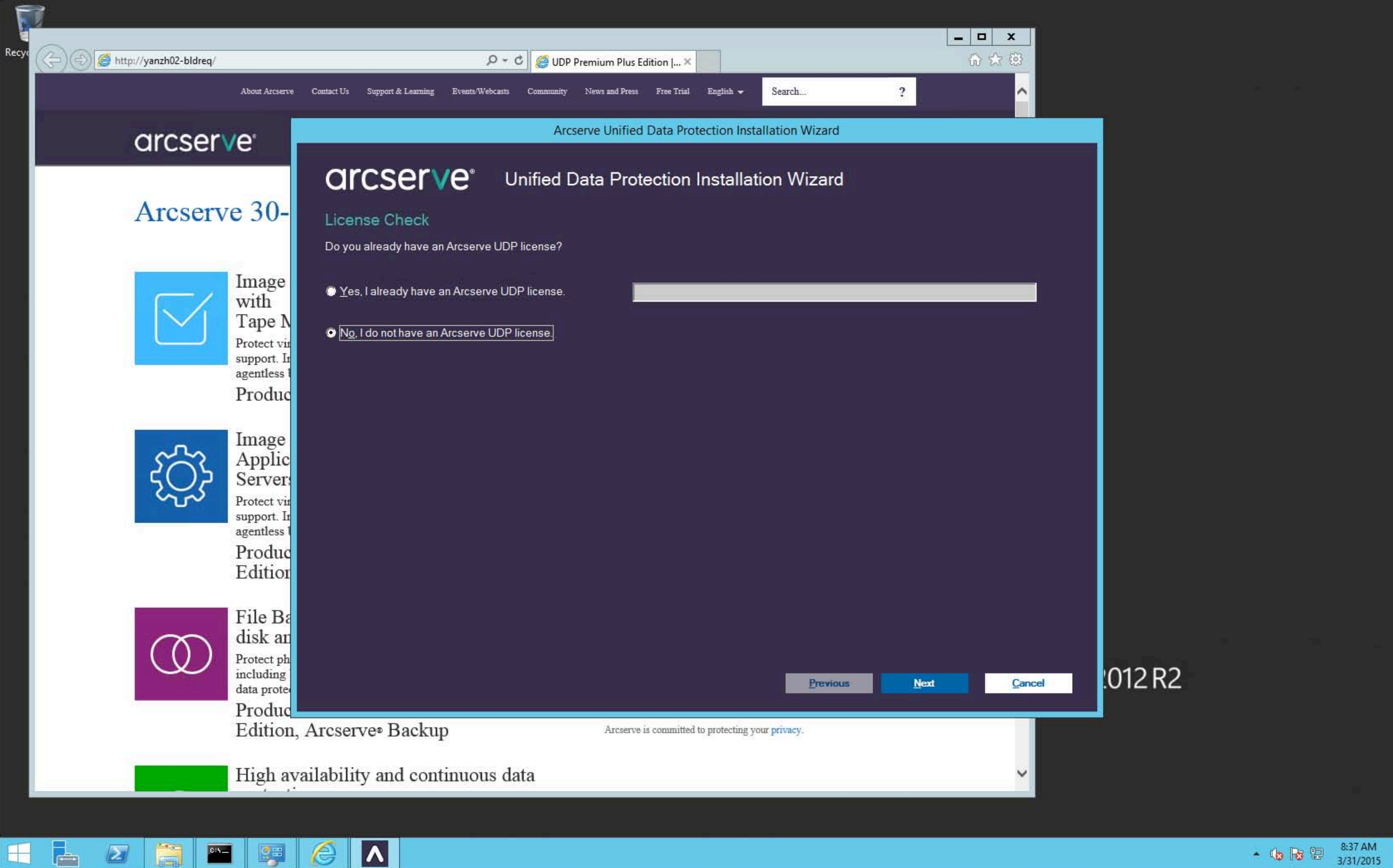
Edition, Arcserve Backup

Arcserve is committed to protecting your privacy.

High availability and continuous data

2012 R2





arcserve®

Arcserve 30-



Image with Tape M  
Protect via support. In agentless  
Product



Image Applic Servers  
Protect via support. In agentless  
Product Edition



File Ba disk an  
Protect ph including data prote  
Product

Edition, Arcserve® Backup

High availability and continuous data

Arcserve is committed to protecting your privacy.

Arcserve Unified Data Protection Installation Wizard

arcserve® Unified Data Protection Installation Wizard

License Check

Do you already have an Arcserve UDP license?

Yes, I already have an Arcserve UDP license.

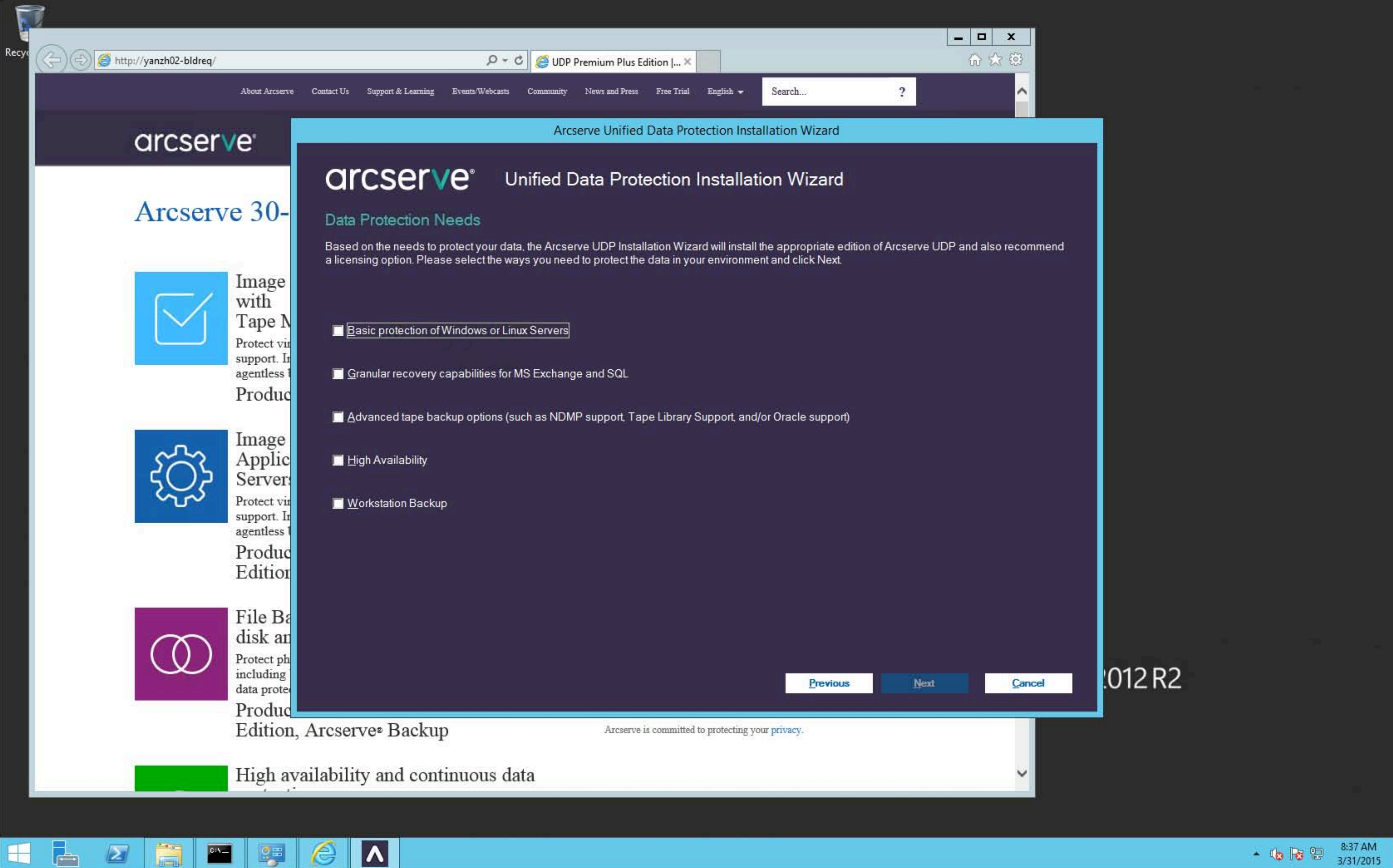
No, I do not have an Arcserve UDP license.

Progress bar: [ ]

Previous Next Cancel

2012 R2





arcserve

Arcserve Unified Data Protection Installation Wizard

arcserve

Unified Data Protection Installation Wizard

Data Protection Needs

Based on the needs to protect your data, the Arcserve UDP Installation Wizard will install the appropriate edition of Arcserve UDP and also recommend a licensing option. Please select the ways you need to protect the data in your environment and click Next.

- Basic protection of Windows or Linux Servers
- Granular recovery capabilities for MS Exchange and SQL
- Advanced tape backup options (such as NDMP support, Tape Library Support, and/or Oracle support)
- High Availability
- Workstation Backup

Previous Next Cancel

**Image with Tape M**  
Protect via support. In agentless Product

**Image Applic Servers**  
Protect via support. In agentless Product Edition

**File Ba disk an**  
Protect ph including data prote Product

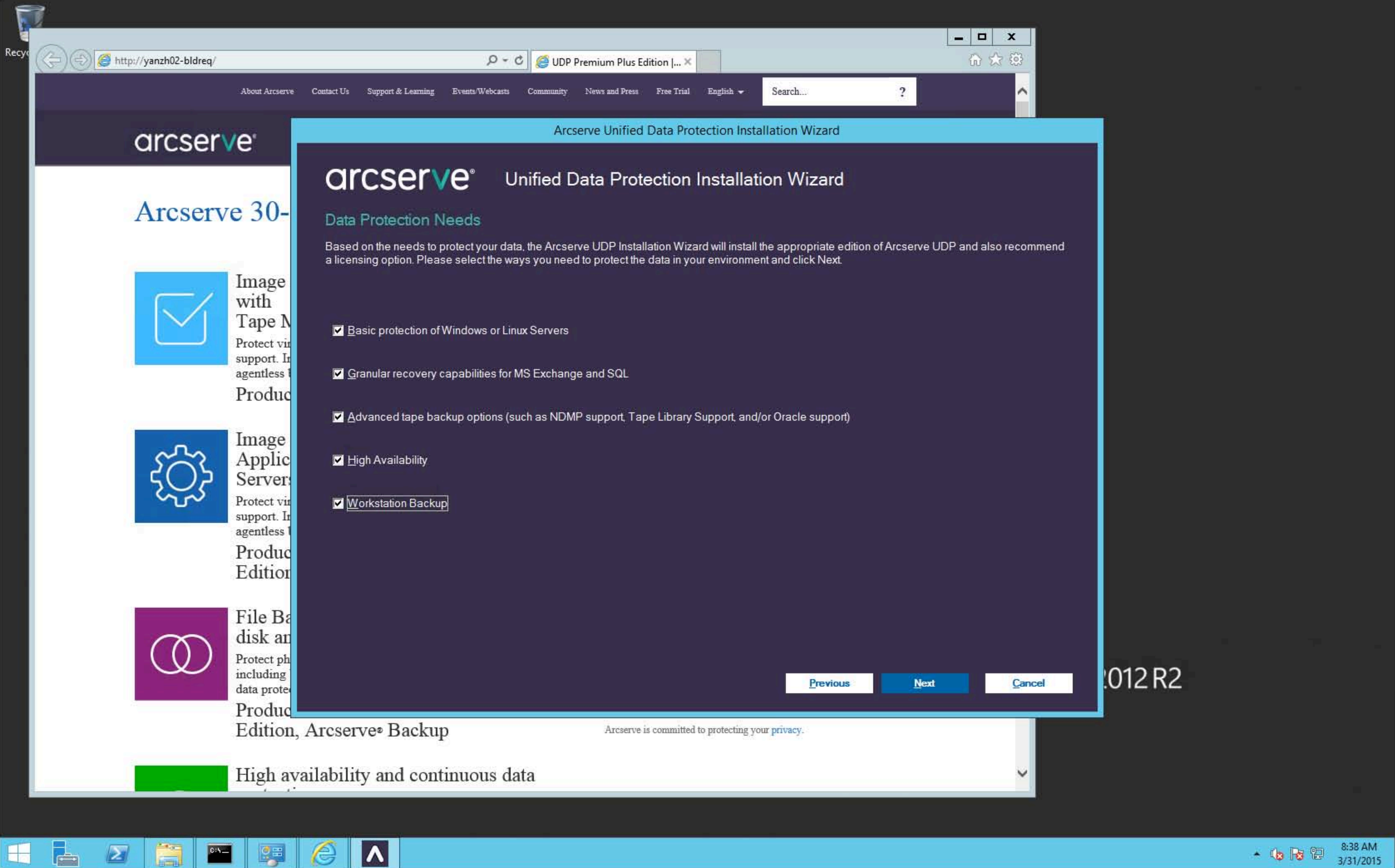
Edition, Arcserve Backup

Arcserve is committed to protecting your privacy.

High availability and continuous data

012 R2





arcserve®

## Arcserve 30-



**Image with Tape Media Protection**  
Protect virtual machines and applications with support. In agentless mode, you can protect production environments.



**Image Application Servers**  
Protect virtual machines and applications with support. In agentless mode, you can protect production environments.



**File Backup and Disk Protection**  
Protect physical and virtual data including data protection. In agentless mode, you can protect production environments.

**High availability and continuous data**

### Arcserve Unified Data Protection Installation Wizard

arcserve®

## Unified Data Protection Installation Wizard

### Data Protection Needs

Based on the needs to protect your data, the Arcserve UDP Installation Wizard will install the appropriate edition of Arcserve UDP and also recommend a licensing option. Please select the ways you need to protect the data in your environment and click Next.

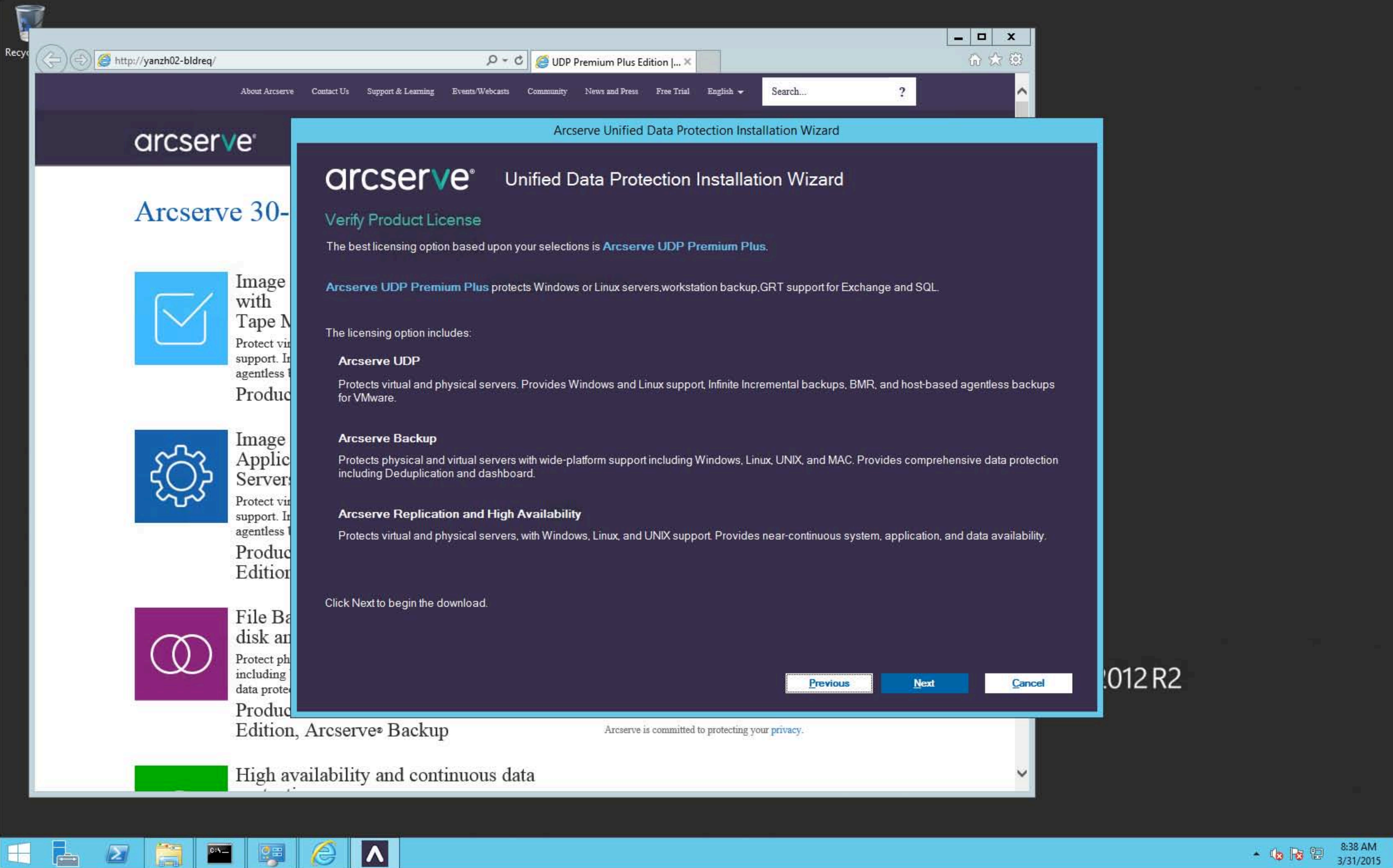
- Basic protection of Windows or Linux Servers
- Granular recovery capabilities for MS Exchange and SQL
- Advanced tape backup options (such as NDMP support, Tape Library Support, and/or Oracle support)
- High Availability
- Workstation Backup

Previous Next Cancel

Arcserve is committed to protecting your privacy.

012 R2





arcserve®

Arcserve 30-



Image with Tape M  
Protect vir  
support. In  
agentless  
Product



Image Applic  
Server  
Protect vir  
support. In  
agentless  
Product  
Edition



File Ba  
disk an  
Protect ph  
including  
data prote  
Product  
Edition, Arcserve® Backup

High availability and continuous data

### Arcserve Unified Data Protection Installation Wizard

arcserve®

## Unified Data Protection Installation Wizard

### Verify Product License

The best licensing option based upon your selections is **Arcserve UDP Premium Plus**.

**Arcserve UDP Premium Plus** protects Windows or Linux servers, workstation backup, GRT support for Exchange and SQL.

The licensing option includes:

#### **Arcserve UDP**

Protects virtual and physical servers. Provides Windows and Linux support, Infinite Incremental backups, BMR, and host-based agentless backups for VMware.

#### **Arcserve Backup**

Protects physical and virtual servers with wide-platform support including Windows, Linux, UNIX, and MAC. Provides comprehensive data protection including Deduplication and dashboard.

#### **Arcserve Replication and High Availability**

Protects virtual and physical servers, with Windows, Linux, and UNIX support. Provides near-continuous system, application, and data availability.

Click Next to begin the download.

Previous

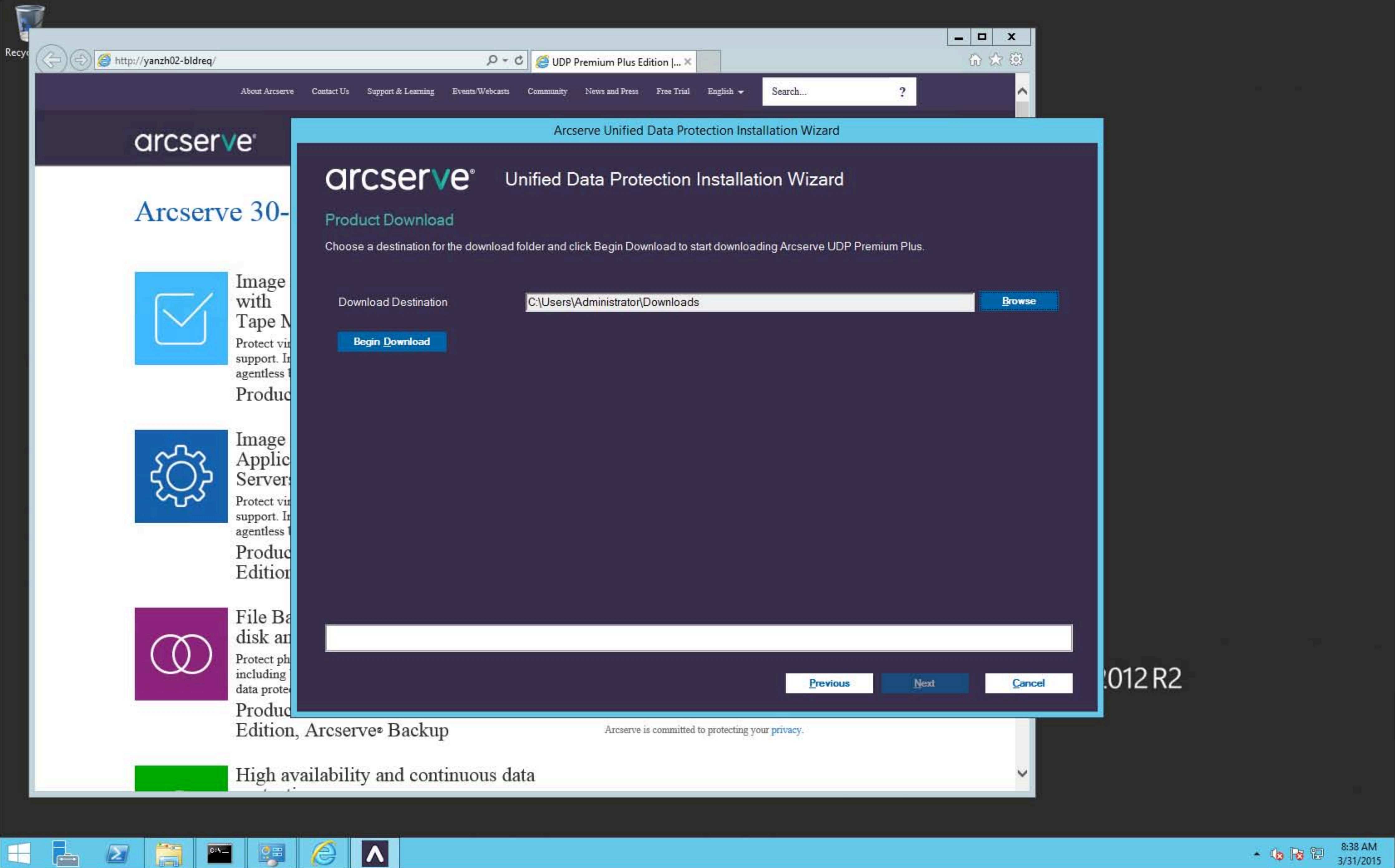
Next

Cancel

Arcserve is committed to protecting your [privacy](#).

2012 R2





arcserve®

Arcserve 30-



Image with Tape M  
Protect via support. In agentless  
Product



Image Applic Servers  
Protect via support. In agentless  
Product Edition



File Ba disk an  
Protect ph including data prote  
Product Edition, Arcserve® Backup

High availability and continuous data

Arcserve Unified Data Protection Installation Wizard

arcserve®

Unified Data Protection Installation Wizard

Product Download

Choose a destination for the download folder and click Begin Download to start downloading Arcserve UDP Premium Plus.

Download Destination

C:\Users\Administrator\Downloads

Browse

Begin Download

Previous

Next

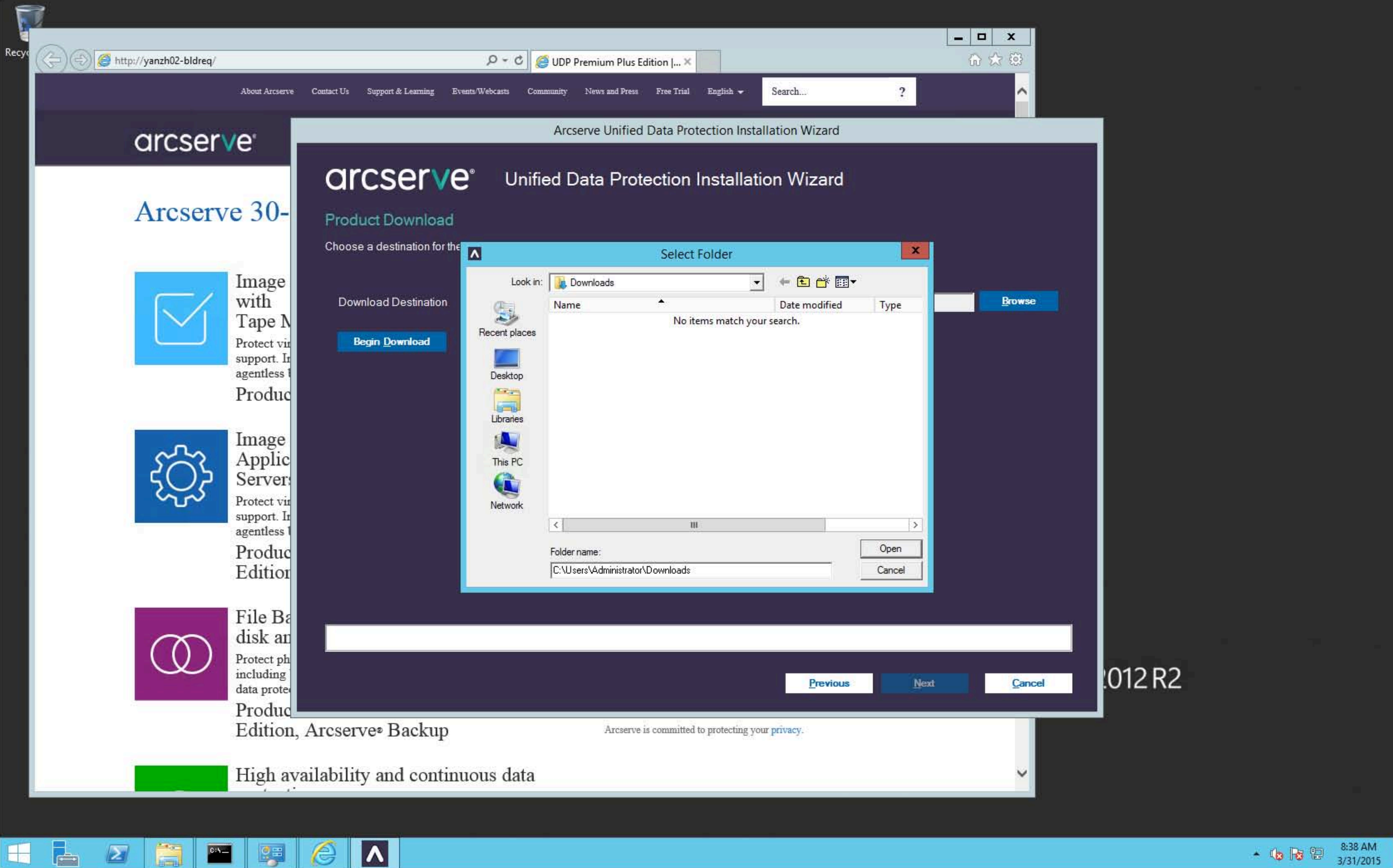
Cancel

Arcserve is committed to protecting your privacy.

012 R2

8:38 AM  
3/31/2015





arcserve®

# Arcserve 30-



Image with Tape M  
Protect via  
support. In  
agentless  
Product



Image Applic  
Servers  
Protect via  
support. In  
agentless  
Product  
Edition



File Ba  
disk an  
Protect ph  
including  
data prote  
Product

Edition, Arcserve® Backup

High availability and continuous data

Arcserve is committed to protecting your [privacy](#).

Arcserve Unified Data Protection Installation Wizard

arcserve® Unified Data Protection Installation Wizard

Product Download

Choose a destination for the

Download Destination

**Begin Download**

**Browse**

**Previous** **Next** **Cancel**

Select Folder

Look in: Downloads

Name	Date modified	Type
No items match your search.		

Recent places

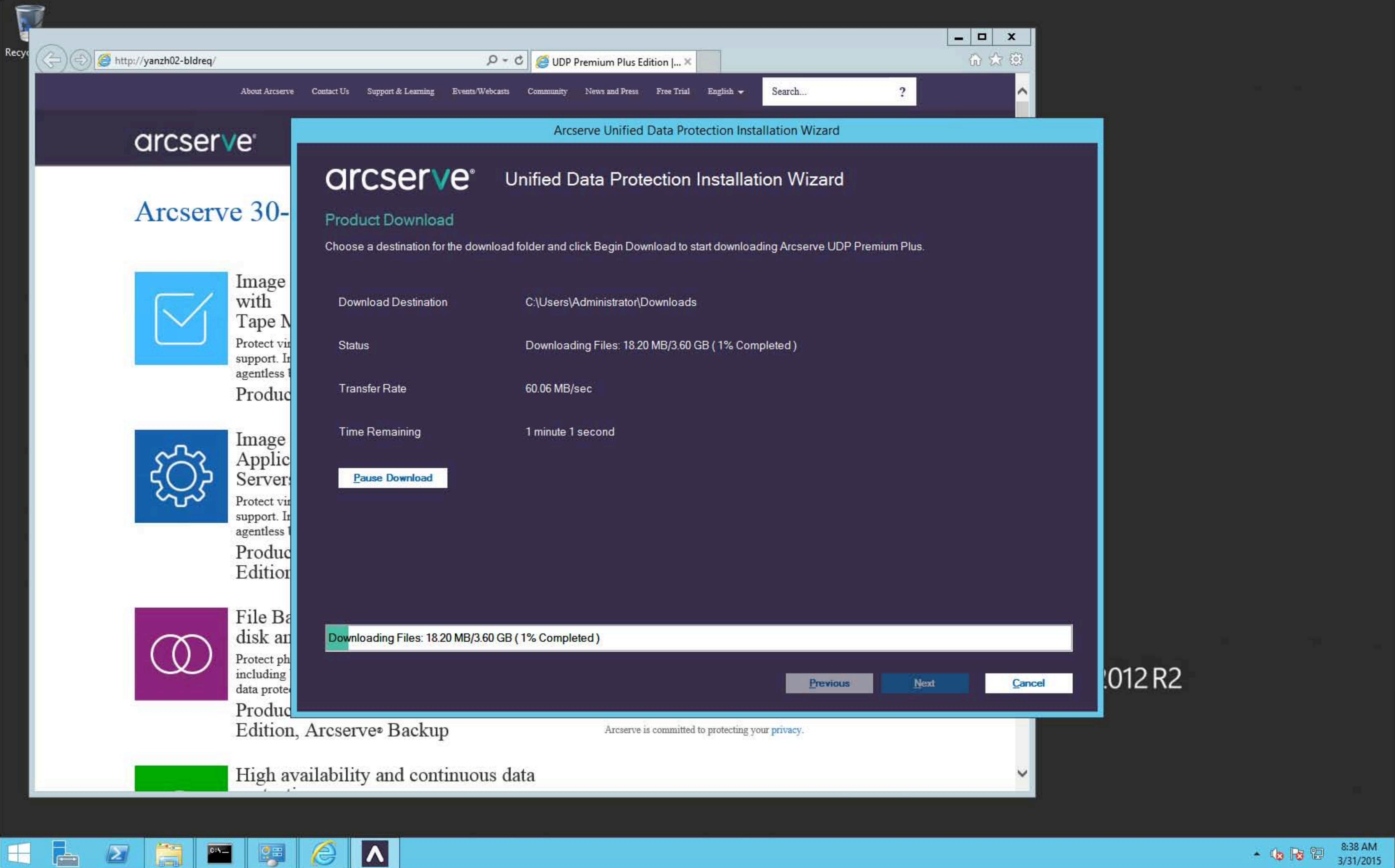
- Desktop
- Libraries
- This PC
- Network

Folder name: C:\Users\Administrator\Downloads

Open Cancel

012 R2





arcserve®

Arcserve 30-



Image with Tape M  
Protect via  
support. In  
agentless  
Product



Image Applic  
Server  
Protect via  
support. In  
agentless  
Product  
Edition



File Ba  
disk an  
Protect ph  
including  
data prote  
Product  
Edition, Arcserve® Backup

High availability and continuous data

Arcserve Unified Data Protection Installation Wizard

arcserve®

Unified Data Protection Installation Wizard

Product Download

Choose a destination for the download folder and click Begin Download to start downloading Arcserve UDP Premium Plus.

Download Destination	C:\Users\Administrator\Downloads
Status	Downloading Files: 18.20 MB/3.60 GB ( 1% Completed )
Transfer Rate	60.06 MB/sec
Time Remaining	1 minute 1 second

Pause Download

Downloading Files: 18.20 MB/3.60 GB ( 1% Completed )

Previous

Next

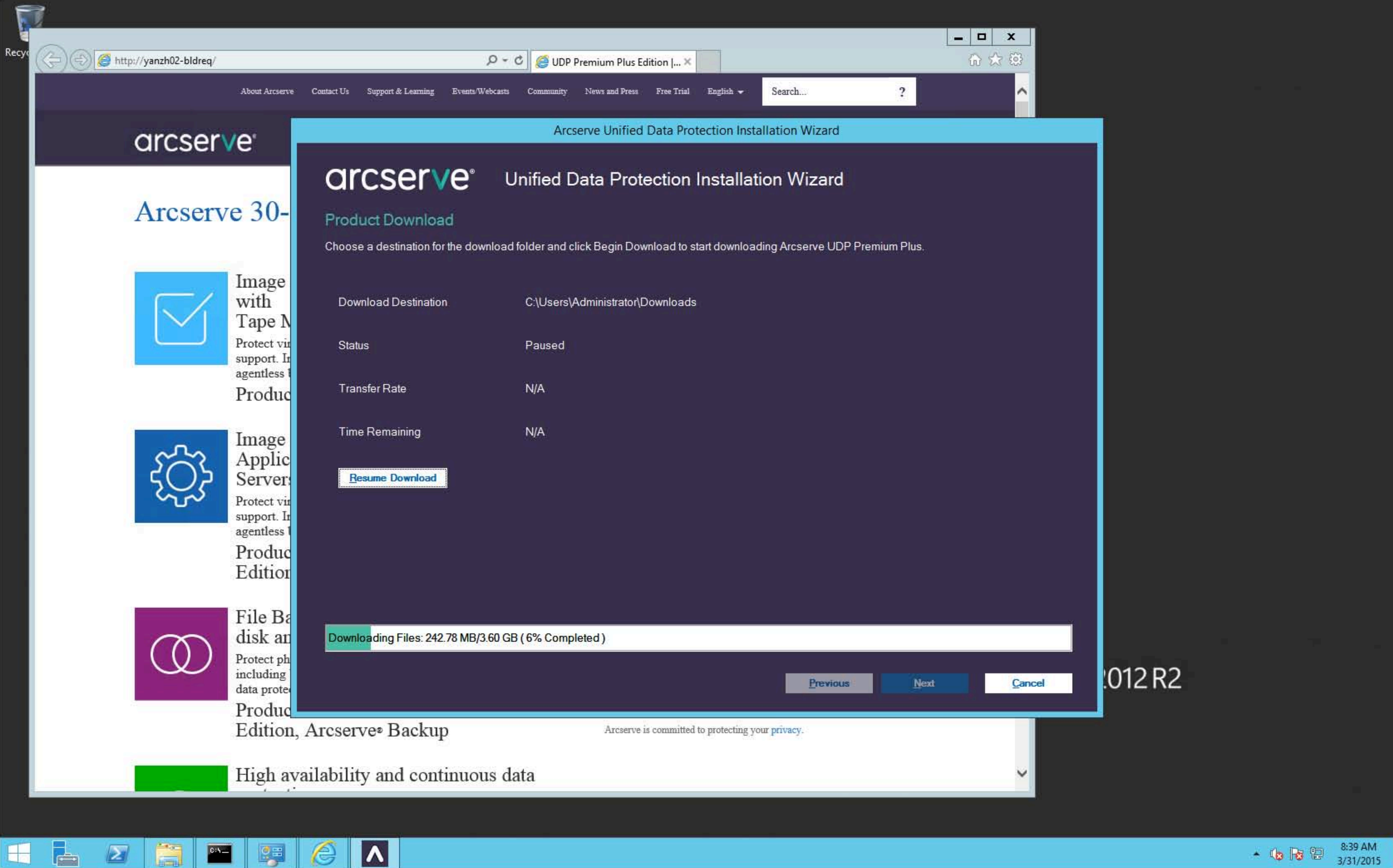
Cancel

Arcserve is committed to protecting your [privacy](#).

012 R2

8:38 AM  
3/31/2015





arcserve®

### Arcserve 30-



Image with Tape M  
Protect via support. In agentless  
Product



Image Applic Servers  
Protect via support. In agentless  
Product Edition



File Backup disk and  
Protect ph including data prote  
Product

Edition, Arcserve® Backup

High availability and continuous data

### Arcserve Unified Data Protection Installation Wizard

arcserve®

### Unified Data Protection Installation Wizard

#### Product Download

Choose a destination for the download folder and click Begin Download to start downloading Arcserve UDP Premium Plus.

Download Destination	C:\Users\Administrator\Downloads
Status	Paused
Transfer Rate	N/A
Time Remaining	N/A

Resume Download

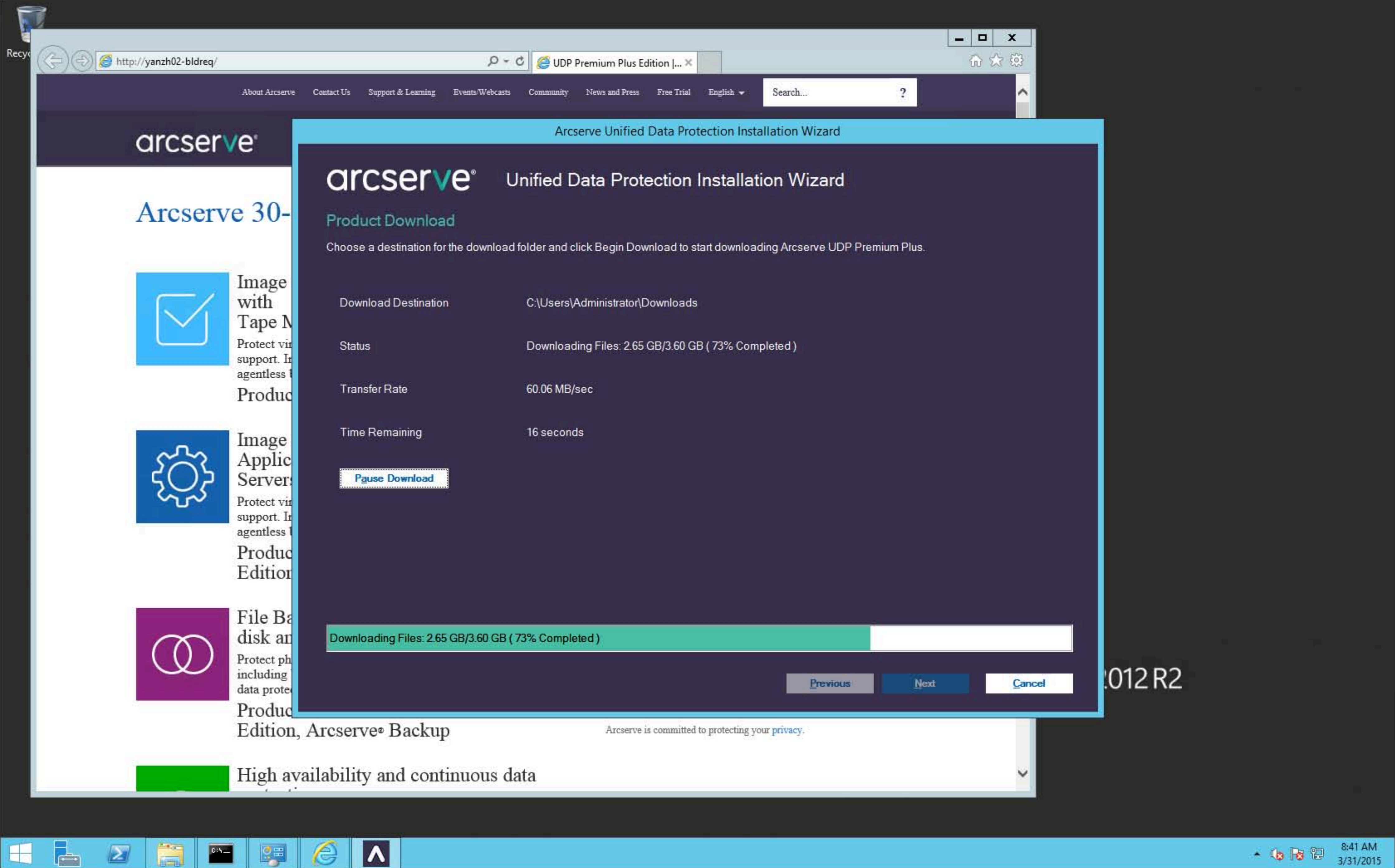
Downloading Files: 242.78 MB/3.60 GB (6% Completed)

Previous Next Cancel

Arcserve is committed to protecting your privacy.

012 R2





arcserve®

Arcserve 30-



Image with Tape M  
Protect via  
support. In  
agentless  
Product



Image Applic  
Server  
Protect via  
support. In  
agentless  
Product  
Edition



File Ba  
disk an  
Protect ph  
including  
data prote  
Product  
Edition, Arcserve® Backup



High availability and continuous data

Arcserve Unified Data Protection Installation Wizard

arcserve®

Unified Data Protection Installation Wizard

Product Download

Choose a destination for the download folder and click Begin Download to start downloading Arcserve UDP Premium Plus.

Download Destination	C:\Users\Administrator\Downloads
Status	Downloading Files: 2.65 GB/3.60 GB (73% Completed)
Transfer Rate	60.06 MB/sec
Time Remaining	16 seconds

Pause Download

Downloading Files: 2.65 GB/3.60 GB (73% Completed)

Previous

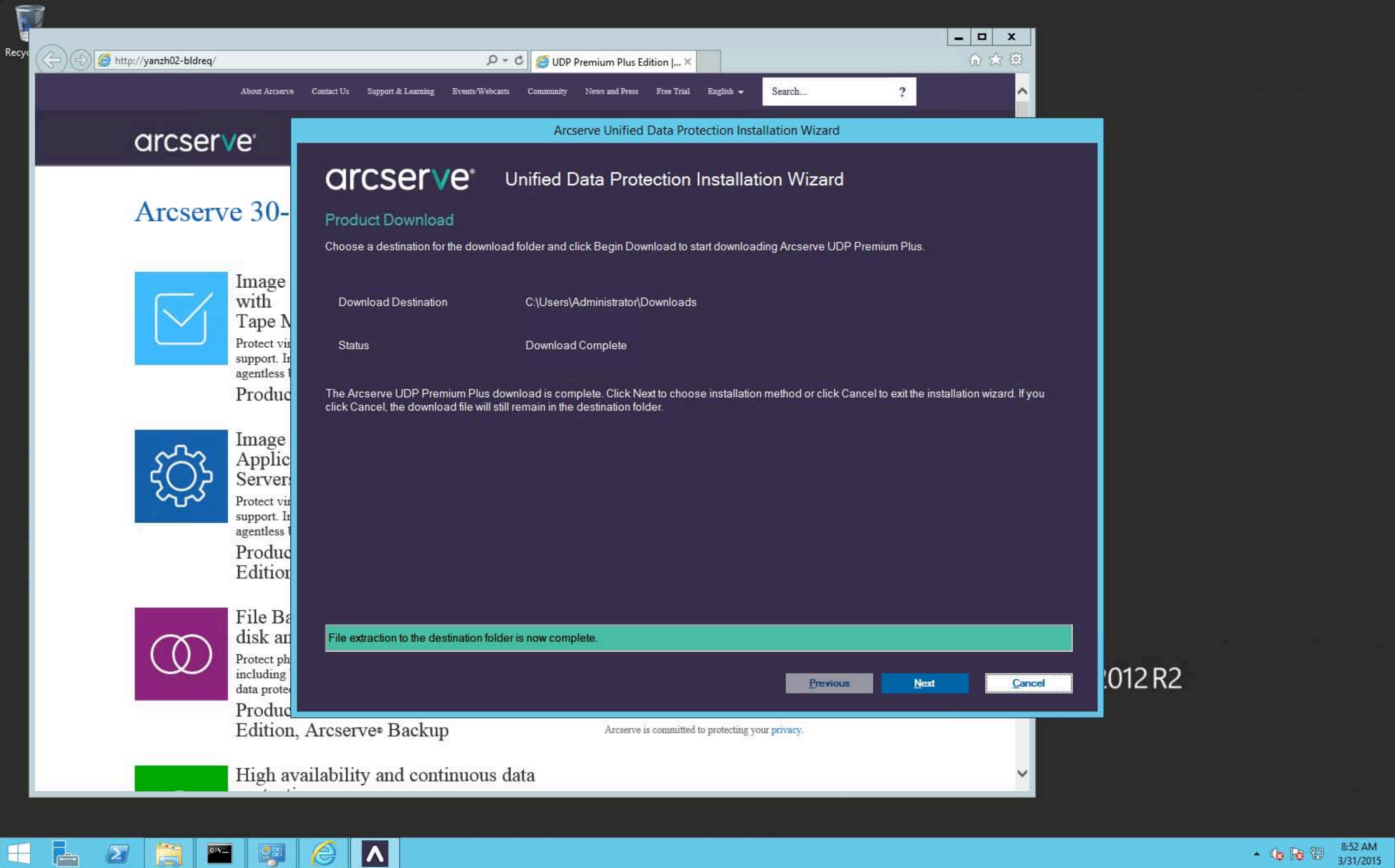
Next

Cancel

Arcserve is committed to protecting your privacy.

012 R2





arcserve®

Arcserve 30-



Image with Tape M  
Protect via  
support. In  
agentless

Product



Image Applic  
Server  
Protect via  
support. In  
agentless

Product  
Edition



File Ba  
disk an  
Protect ph  
including  
data prote

Product

Edition, Arcserve® Backup

High availability and continuous data

Arcserve Unified Data Protection Installation Wizard

arcserve®

Unified Data Protection Installation Wizard

Product Download

Choose a destination for the download folder and click Begin Download to start downloading Arcserve UDP Premium Plus.

Download Destination C:\Users\Administrator\Downloads

Status Download Complete

The Arcserve UDP Premium Plus download is complete. Click Next to choose installation method or click Cancel to exit the installation wizard. If you click Cancel, the download file will still remain in the destination folder.

File extraction to the destination folder is now complete.

Previous

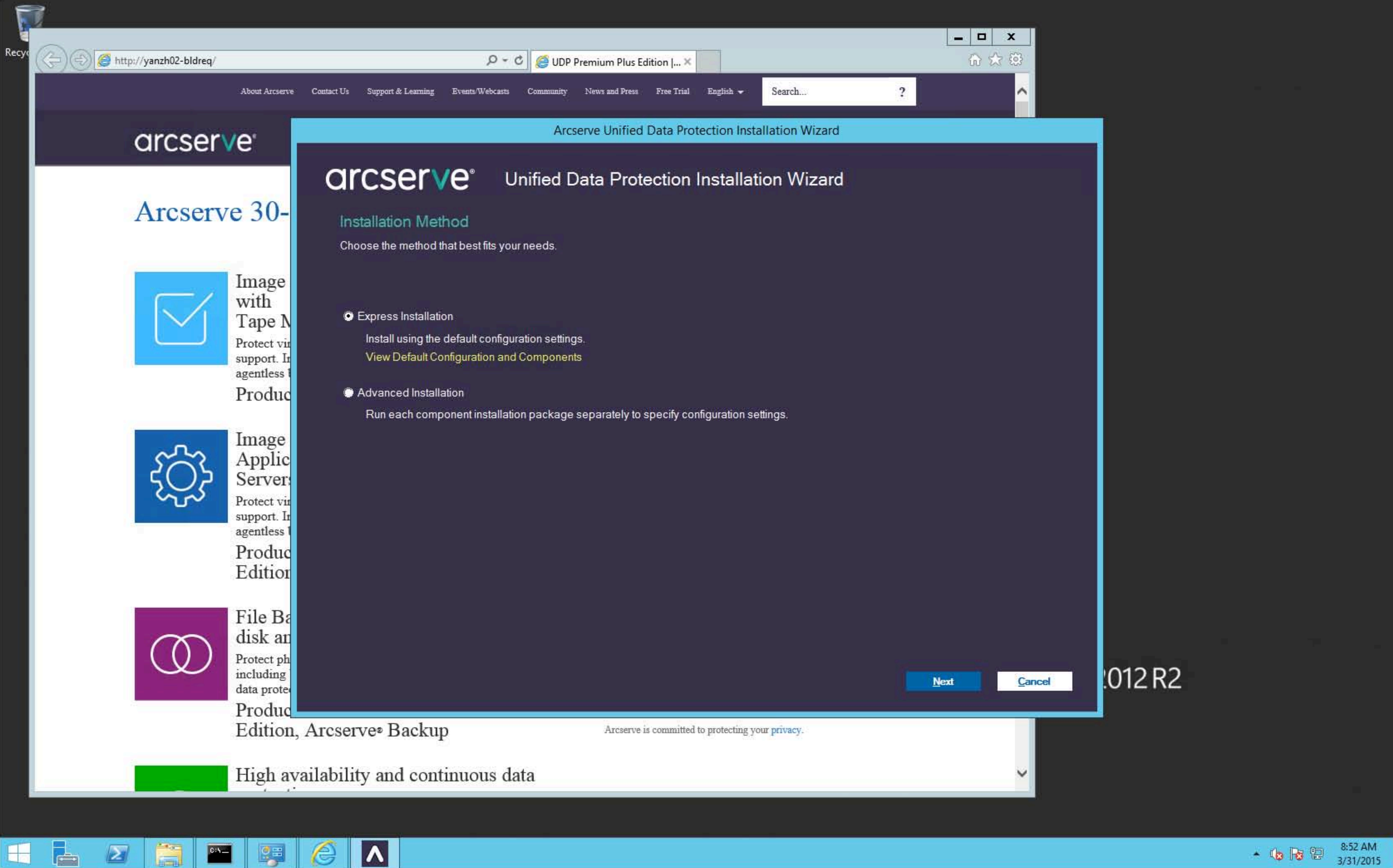
Next

Cancel

Arcserve is committed to protecting your privacy.

2012 R2





arcserve®

Arcserve 30-



Image with Tape M  
Protect via  
support. In  
agentless  
Product



Image Applic  
Servers  
Protect via  
support. In  
agentless  
Product  
Edition



File Ba  
disk an  
Protect ph  
including  
data prote  
Product  
Edition, Arcserve® Backup



High availability and continuous data

Arcserve Unified Data Protection Installation Wizard

arcserve®

Unified Data Protection Installation Wizard

Installation Method

Choose the method that best fits your needs.

Express Installation

Install using the default configuration settings.

[View Default Configuration and Components](#)

Advanced Installation

Run each component installation package separately to specify configuration settings.

Next

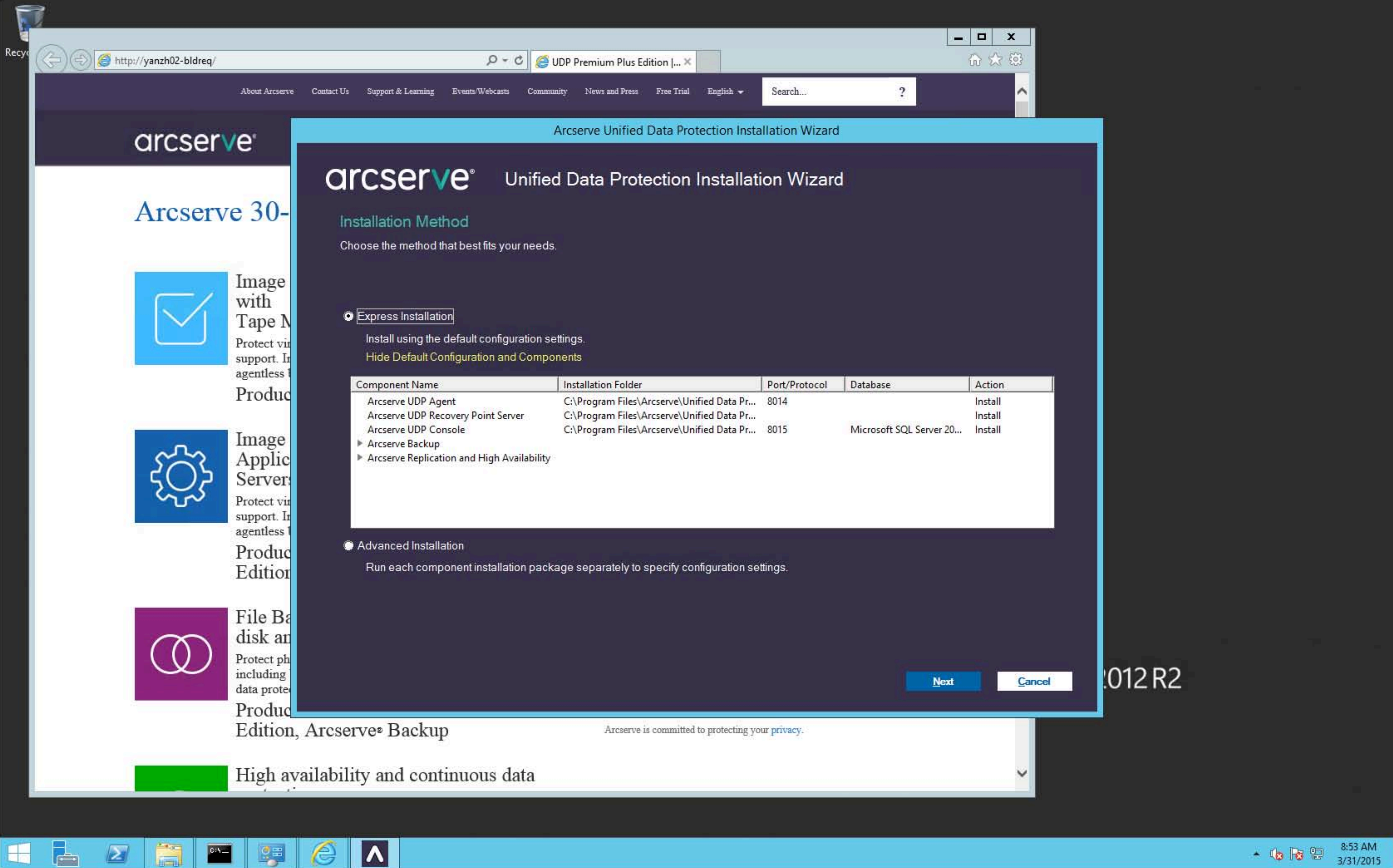
Cancel

2012 R2

Arcserve is committed to protecting your [privacy](#).







arcserve®

Arcserve 30-



Image with Tape Media  
Protect virtual machines and applications. In agentless mode, protect your production environment.



Image Application Servers  
Protect virtual machines and applications. In agentless mode, protect your production environment.



File Backup and Disk Protection  
Protect physical and virtual data, including data protection. Protect your production environment.

High availability and continuous data

### Arcserve Unified Data Protection Installation Wizard

arcserve®

## Unified Data Protection Installation Wizard

### Installation Method

Choose the method that best fits your needs.

Express Installation

Install using the default configuration settings.

[Hide Default Configuration and Components](#)

Component Name	Installation Folder	Port/Protocol	Database	Action
Arcserve UDP Agent	C:\Program Files\Arcserve\Unified Data Pr...	8014		Install
Arcserve UDP Recovery Point Server	C:\Program Files\Arcserve\Unified Data Pr...			Install
Arcserve UDP Console	C:\Program Files\Arcserve\Unified Data Pr...	8015	Microsoft SQL Server 20...	Install
▶ Arcserve Backup				
▶ Arcserve Replication and High Availability				

Advanced Installation

Run each component installation package separately to specify configuration settings.

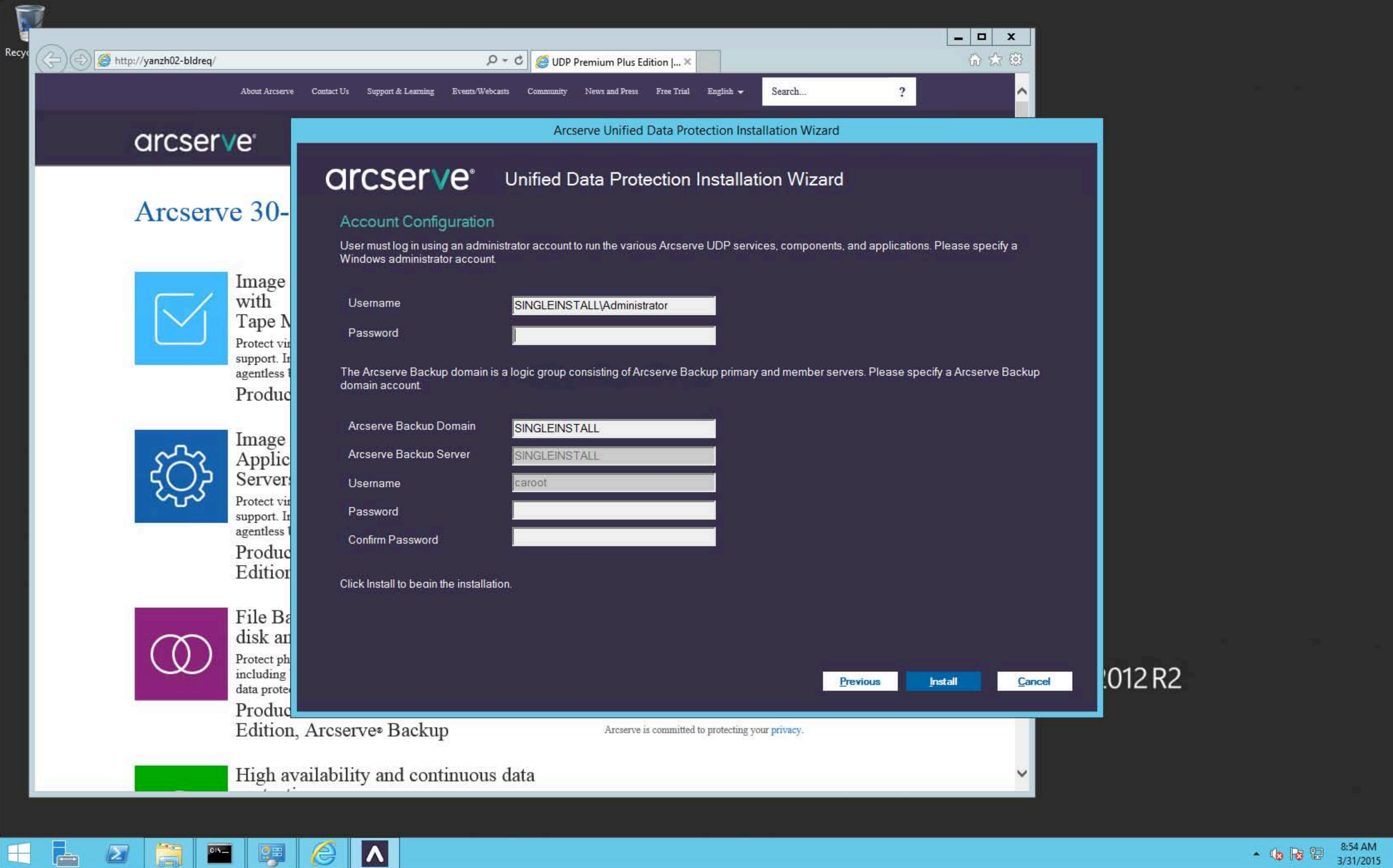
Next

Cancel

Arcserve is committed to protecting your [privacy](#).

2012 R2





arcserve®

Arcserve 30-



Image with Tape M  
Protect via  
support. In  
agentless  
Product



Image Applic  
Server  
Protect via  
support. In  
agentless  
Product  
Edition



File Ba  
disk an  
Protect ph  
including  
data prote  
Product

Edition, Arcserve® Backup

High availability and continuous data

Arcserve Unified Data Protection Installation Wizard

arcserve®

Unified Data Protection Installation Wizard

Account Configuration

User must log in using an administrator account to run the various Arcserve UDP services, components, and applications. Please specify a Windows administrator account.

Username: SINGLEINSTALL\Administrator

Password: [Redacted]

The Arcserve Backup domain is a logic group consisting of Arcserve Backup primary and member servers. Please specify a Arcserve Backup domain account.

Arcserve Backup Domain: SINGLEINSTALL

Arcserve Backup Server: SINGLEINSTALL

Username: caroot

Password: [Redacted]

Confirm Password: [Redacted]

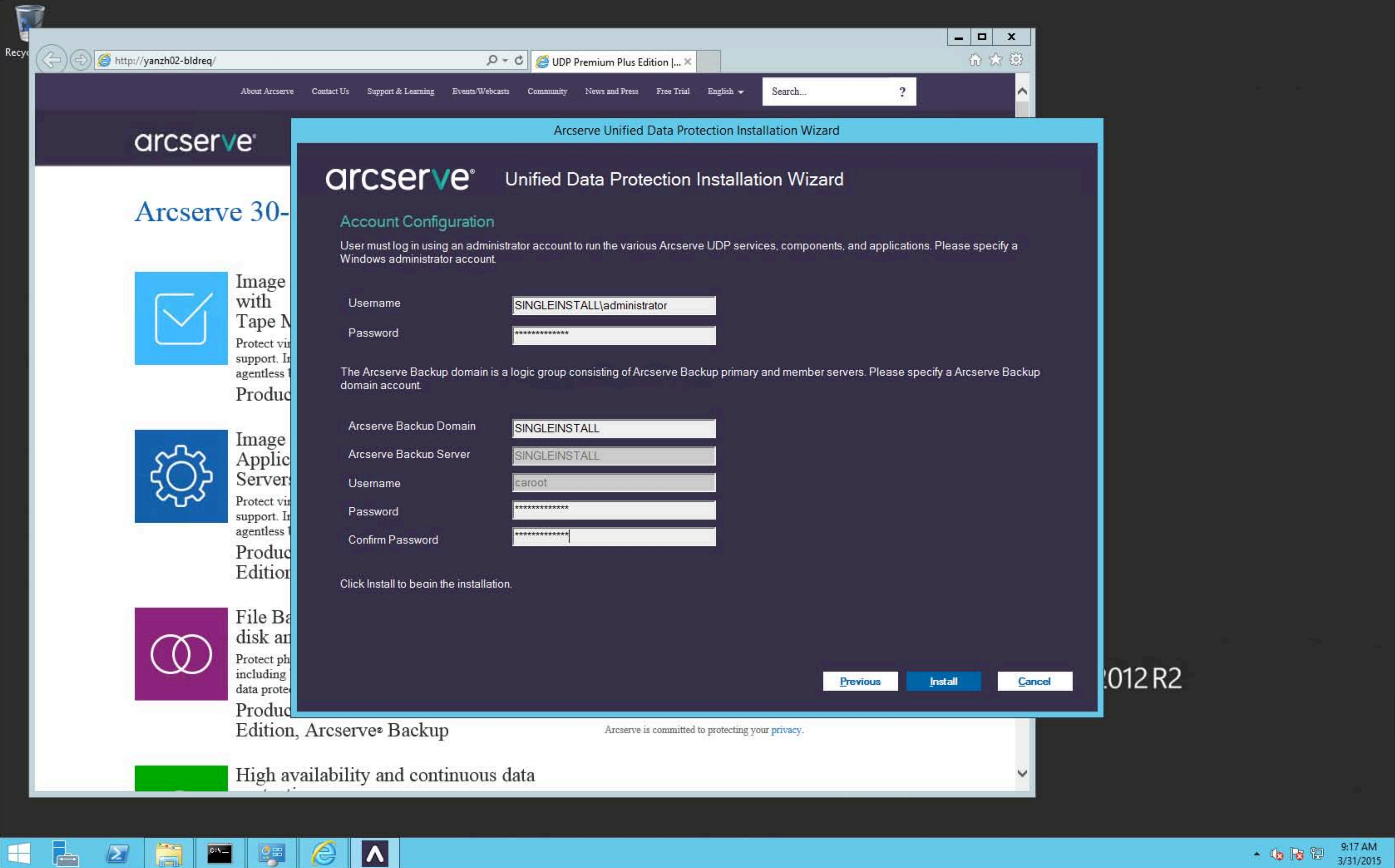
Click Install to begin the installation.

Previous Install Cancel

Arcserve is committed to protecting your privacy.

012 R2





arcserve®

Arcserve 30-



Image with Tape M  
Protect via  
support. In  
agentless  
Product



Image Applic  
Server  
Protect via  
support. In  
agentless  
Product  
Edition



File Ba  
disk an  
Protect ph  
including  
data prote  
Product

Edition, Arcserve® Backup

High availability and continuous data

Arcserve is committed to protecting your privacy.

### Arcserve Unified Data Protection Installation Wizard

**arcserve®** Unified Data Protection Installation Wizard

**Account Configuration**

User must log in using an administrator account to run the various Arcserve UDP services, components, and applications. Please specify a Windows administrator account.

Username: SINGLEINSTALL\administrator  
 Password: \*\*\*\*\*

The Arcserve Backup domain is a logic group consisting of Arcserve Backup primary and member servers. Please specify a Arcserve Backup domain account.

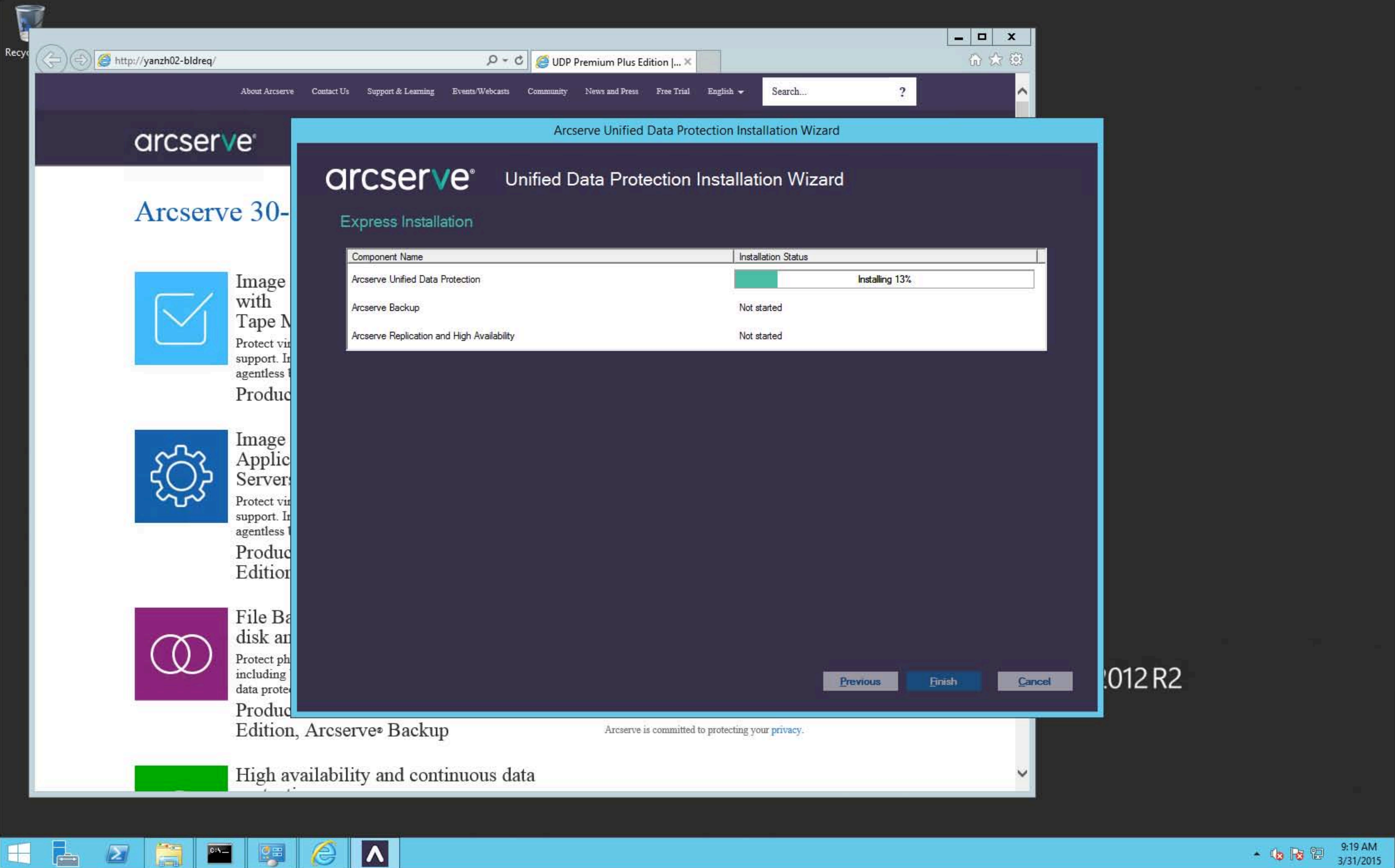
Arcserve Backup Domain: SINGLEINSTALL  
 Arcserve Backup Server: SINGLEINSTALL  
 Username: caroot  
 Password: \*\*\*\*\*  
 Confirm Password: \*\*\*\*\*

Click Install to begin the installation.

Previous Install Cancel

012 R2





arcserve®

### Arcserve 30-



Image with Tape M  
Protect via  
support. In  
agentless  
Product



Image Applic  
Server  
Protect via  
support. In  
agentless  
Product  
Edition



File Ba  
disk an  
Protect ph  
including  
data prote  
Product

Edition, Arcserve® Backup

High availability and continuous data

Arcserve is committed to protecting your privacy.

Arcserve Unified Data Protection Installation Wizard

arcserve® Unified Data Protection Installation Wizard

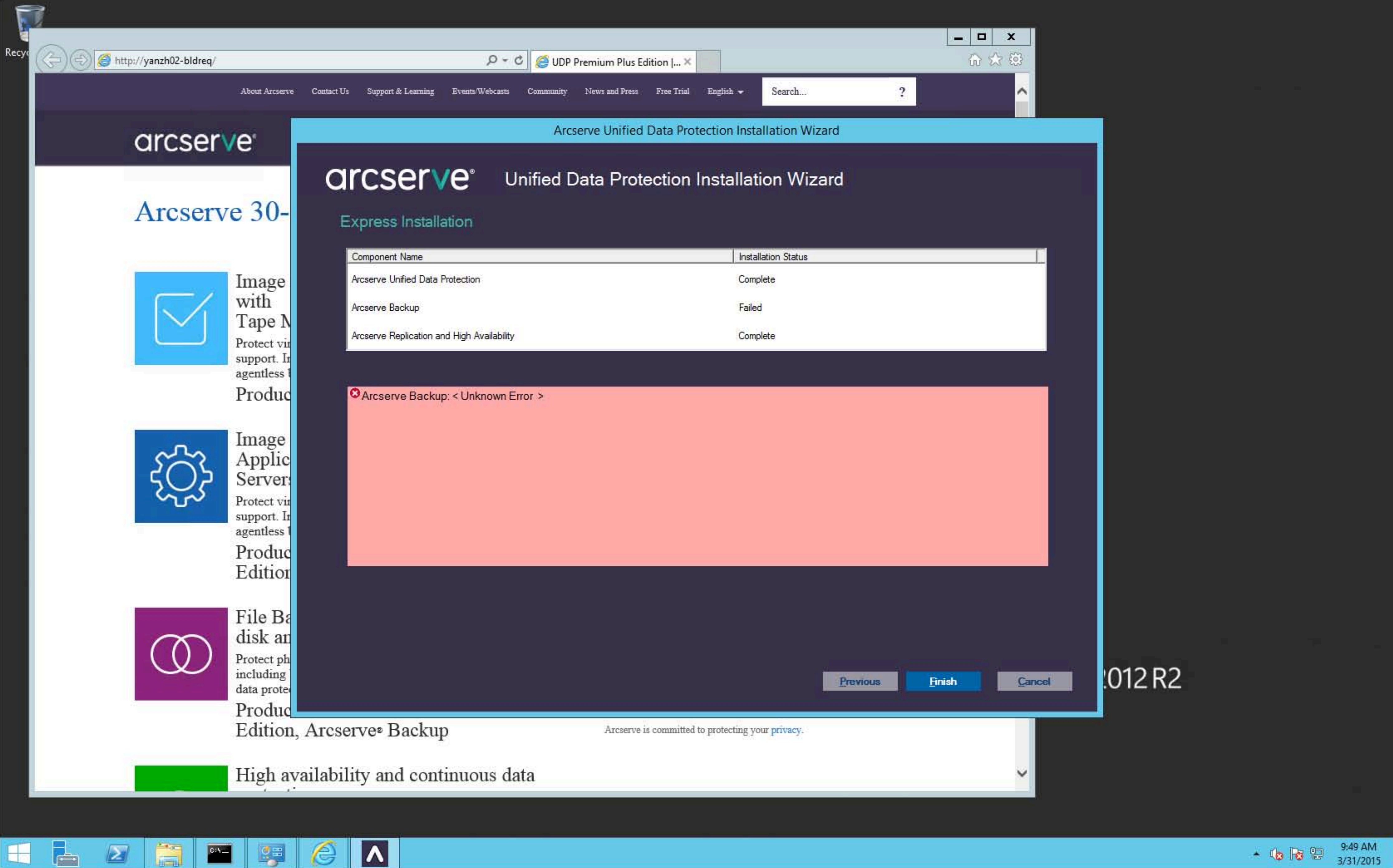
Express Installation

Component Name	Installation Status
Arcserve Unified Data Protection	<div style="width: 13%; background-color: #00a651; display: inline-block;"></div> Installing 13%
Arcserve Backup	Not started
Arcserve Replication and High Availability	Not started

Previous Finish Cancel

2012 R2





arcserve®

### Arcserve 30-



Image with Tape M  
Protect via support. In agentless  
Product



Image Applic Servers  
Protect via support. In agentless  
Product Edition



File Ba disk an  
Protect ph including data prote  
Product

Edition, Arcserve® Backup

High availability and continuous data

### Arcserve Unified Data Protection Installation Wizard

arcserve®

### Unified Data Protection Installation Wizard

#### Express Installation

Component Name	Installation Status
Arcserve Unified Data Protection	Complete
Arcserve Backup	Failed
Arcserve Replication and High Availability	Complete

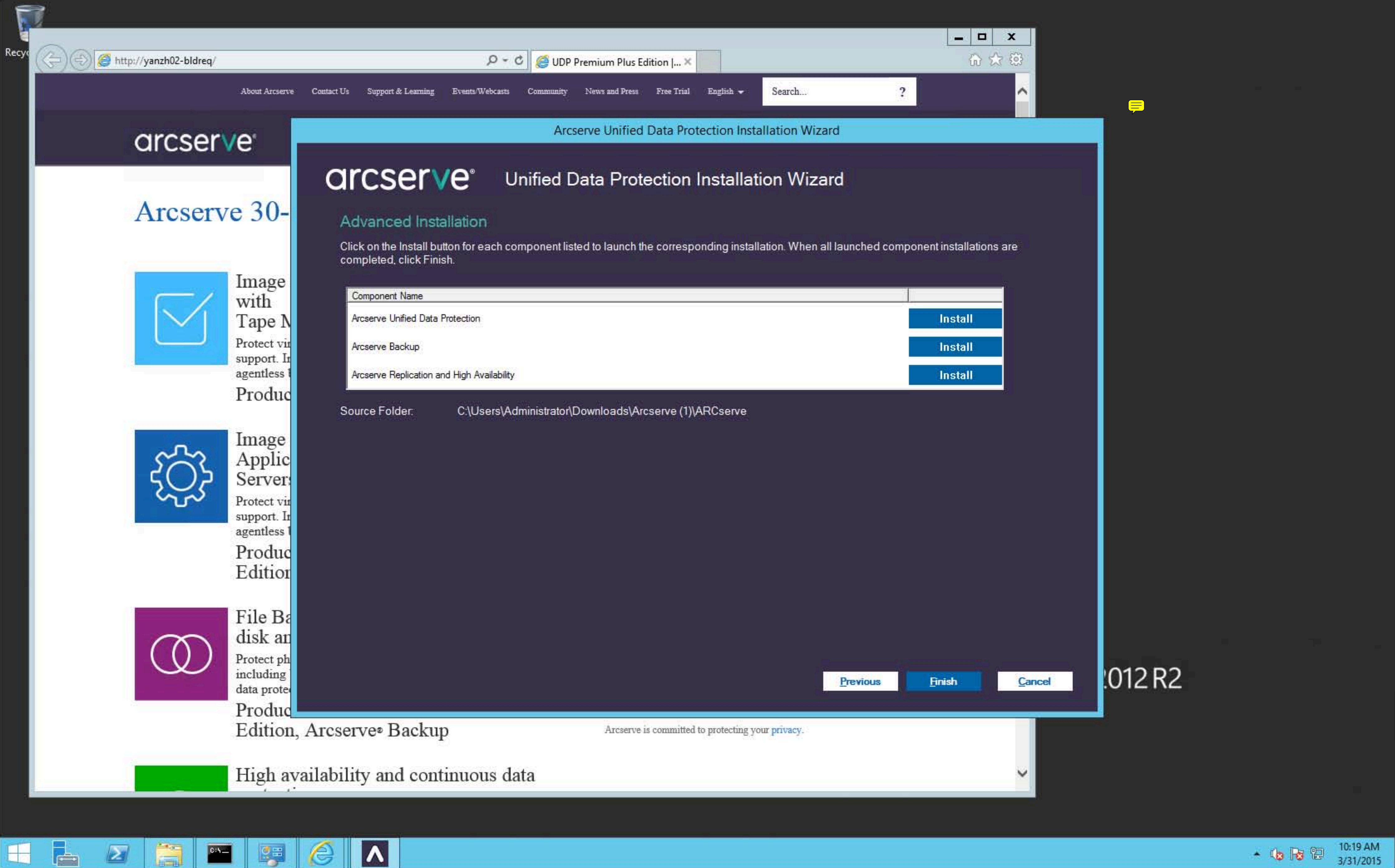
✖ Arcserve Backup: < Unknown Error >

Previous Finish Cancel

Arcserve is committed to protecting your privacy.

2012 R2





arcserve

### Arcserve 30-



Image with Tape M  
Protect via  
support. In  
agentless  
Product



Image Applic  
Servers  
Protect via  
support. In  
agentless  
Product  
Edition



File Ba  
disk an  
Protect ph  
including  
data prote  
Product

Edition, Arcserve® Backup

High availability and continuous data

### Arcserve Unified Data Protection Installation Wizard

## arcserve Unified Data Protection Installation Wizard

### Advanced Installation

Click on the Install button for each component listed to launch the corresponding installation. When all launched component installations are completed, click Finish.

Component Name	
Arcserve Unified Data Protection	<b>Install</b>
Arcserve Backup	<b>Install</b>
Arcserve Replication and High Availability	<b>Install</b>

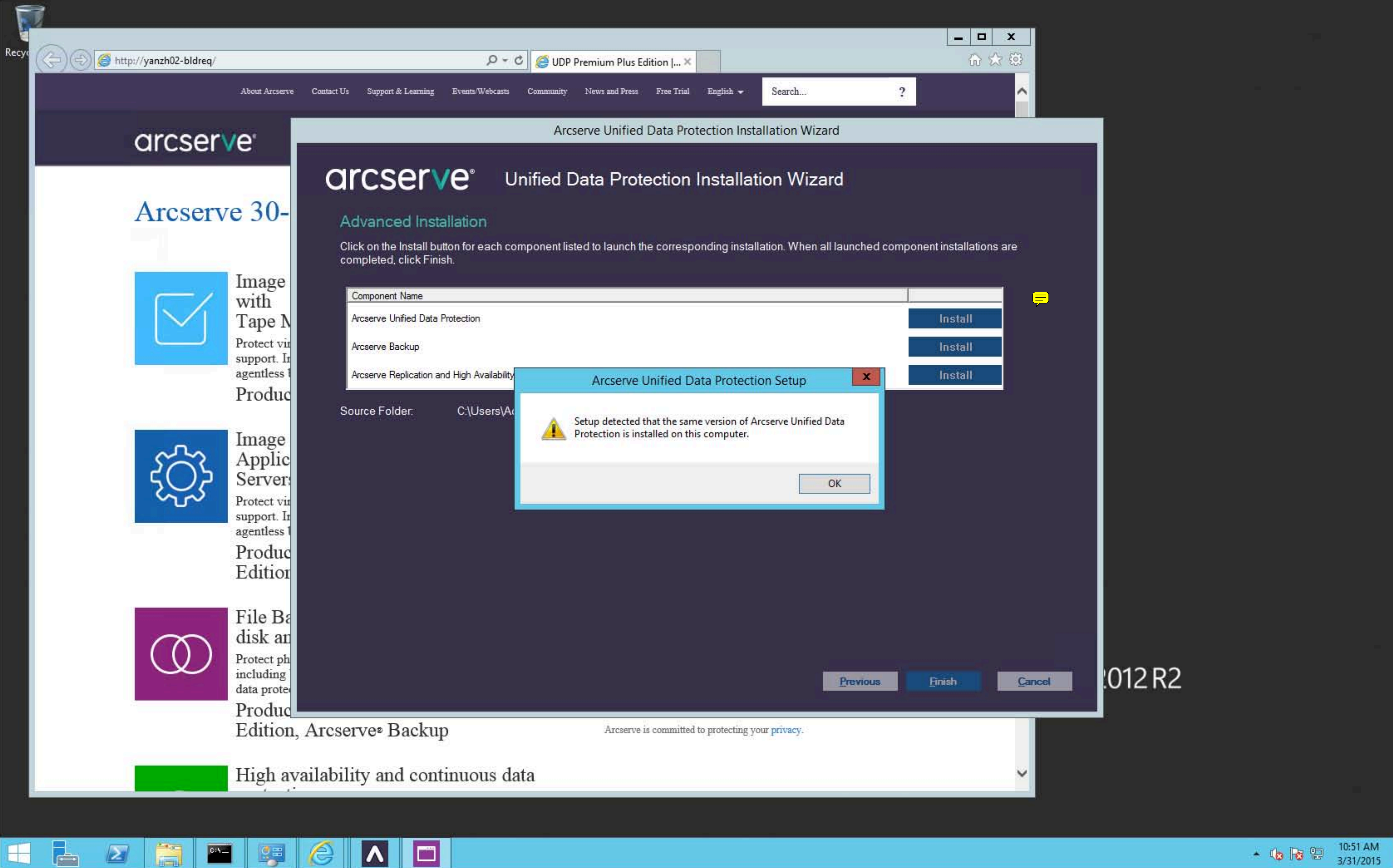
Source Folder: C:\Users\Administrator\Downloads\Arcserve (1)\ARCserve

Previous **Finish** Cancel

Arcserve is committed to protecting your privacy.

2012 R2





arcserve®

Arcserve 30-



Image with Tape M...  
Protect via... support. In... agentless...  
Product



Image Applic Servers...  
Protect via... support. In... agentless...  
Product Edition



File Ba disk an...  
Protect ph... including... data prote...  
Product

Edition, Arcserve® Backup

High availability and continuous data

### Arcserve Unified Data Protection Installation Wizard

## arcserve® Unified Data Protection Installation Wizard

### Advanced Installation

Click on the Install button for each component listed to launch the corresponding installation. When all launched component installations are completed, click Finish.

Component Name	
Arcserve Unified Data Protection	Install
Arcserve Backup	Install
Arcserve Replication and High Availability	Install

Source Folder: C:\Users\A...

**Arcserve Unified Data Protection Setup**

⚠ Setup detected that the same version of Arcserve Unified Data Protection is installed on this computer.

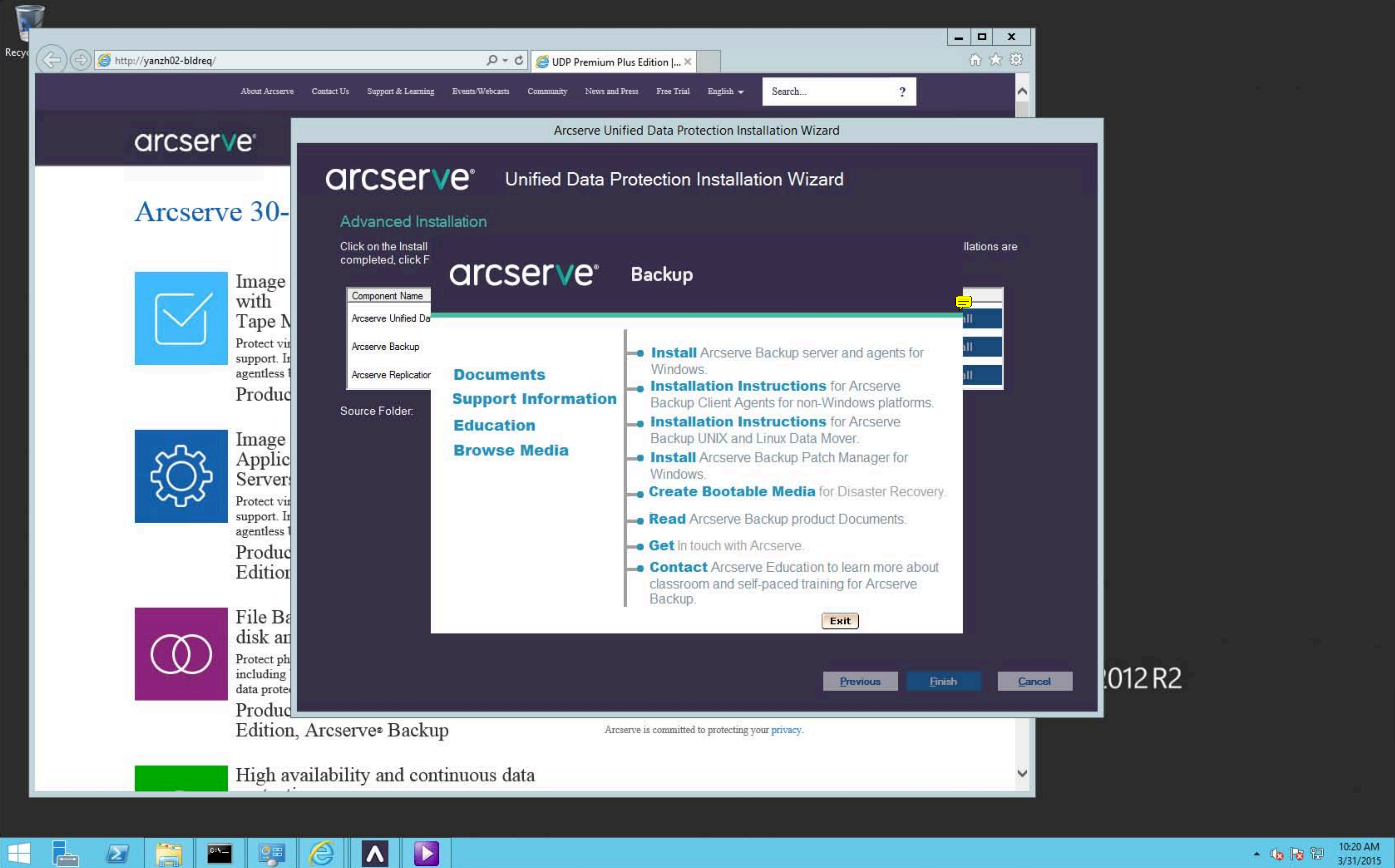
OK

Previous Finish Cancel

Arcserve is committed to protecting your [privacy](#).

012 R2





arcserve

## Arcserve 30-



Image with Tape M...  
Protect via support. In agentless Product



Image Applic Servers...  
Protect via support. In agentless Product Edition



File Ba disk an...  
Protect ph including data prote Product

Edition, Arcserve® Backup

High availability and continuous data

### Arcserve Unified Data Protection Installation Wizard

arcserve

## Unified Data Protection Installation Wizard

### Advanced Installation

Click on the Install completed, click F

Installations are

Component Name
Arcserve Unified Da
Arcserve Backup
Arcserve Replicator

Source Folder:

## arcserve Backup

- [Documents](#)
- [Support Information](#)
- [Education](#)
- [Browse Media](#)

- **Install** Arcserve Backup server and agents for Windows.
- **Installation Instructions** for Arcserve Backup Client Agents for non-Windows platforms.
- **Installation Instructions** for Arcserve Backup UNIX and Linux Data Mover.
- **Install** Arcserve Backup Patch Manager for Windows.
- **Create Bootable Media** for Disaster Recovery.
- **Read** Arcserve Backup product Documents.
- **Get** in touch with Arcserve.
- **Contact** Arcserve Education to learn more about classroom and self-paced training for Arcserve Backup.

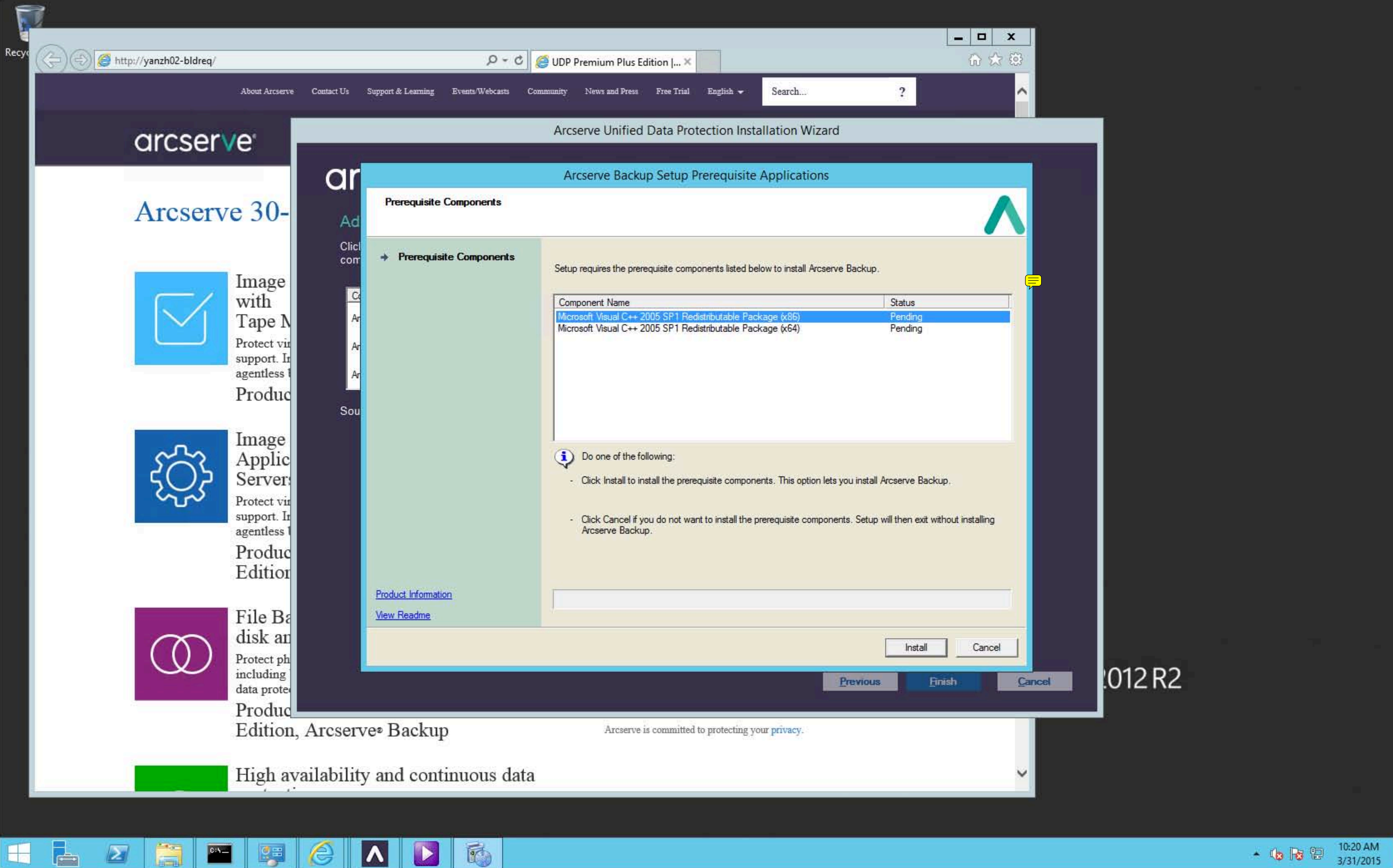
Exit

Previous Finish Cancel

Arcserve is committed to protecting your [privacy](#).

2012 R2





arcserve

Arcserve 30-



Image with Tape M  
Protect via support. In agentless  
Product



Image Applic Servers  
Protect via support. In agentless  
Product Edition



File Ba disk an  
Protect ph including data prote  
Product

Edition, Arcserve Backup

High availability and continuous data

Arcserve Unified Data Protection Installation Wizard

Arcserve Backup Setup Prerequisite Applications

Prerequisite Components

Prerequisite Components

Setup requires the prerequisite components listed below to install Arcserve Backup.

Component Name	Status
Microsoft Visual C++ 2005 SP1 Redistributable Package (x86)	Pending
Microsoft Visual C++ 2005 SP1 Redistributable Package (x64)	Pending



Do one of the following:

- Click Install to install the prerequisite components. This option lets you install Arcserve Backup.
- Click Cancel if you do not want to install the prerequisite components. Setup will then exit without installing Arcserve Backup.

[Product Information](#)  
[View Readme](#)

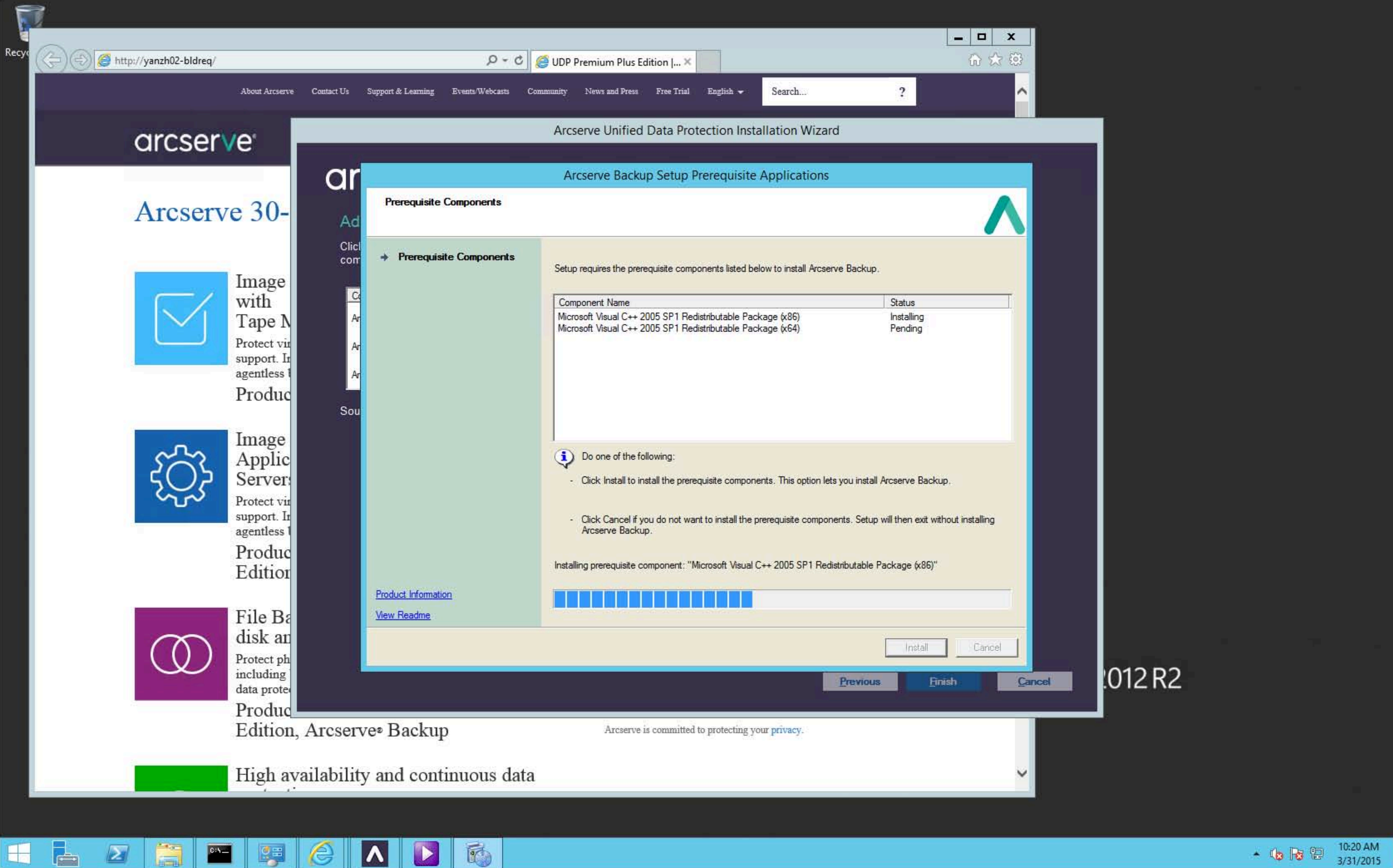
Install Cancel

Previous Finish Cancel

Arcserve is committed to protecting your privacy.

2012 R2





Arcserve Unified Data Protection Installation Wizard

Arcserve Backup Setup Prerequisite Applications

Prerequisite Components

Prerequisite Components


Setup requires the prerequisite components listed below to install Arcserve Backup.

Component Name	Status
Microsoft Visual C++ 2005 SP1 Redistributable Package (x86)	Installing
Microsoft Visual C++ 2005 SP1 Redistributable Package (x64)	Pending

Do one of the following:

- Click Install to install the prerequisite components. This option lets you install Arcserve Backup.
- Click Cancel if you do not want to install the prerequisite components. Setup will then exit without installing Arcserve Backup.

Installing prerequisite component: "Microsoft Visual C++ 2005 SP1 Redistributable Package (x86)"



Install Cancel

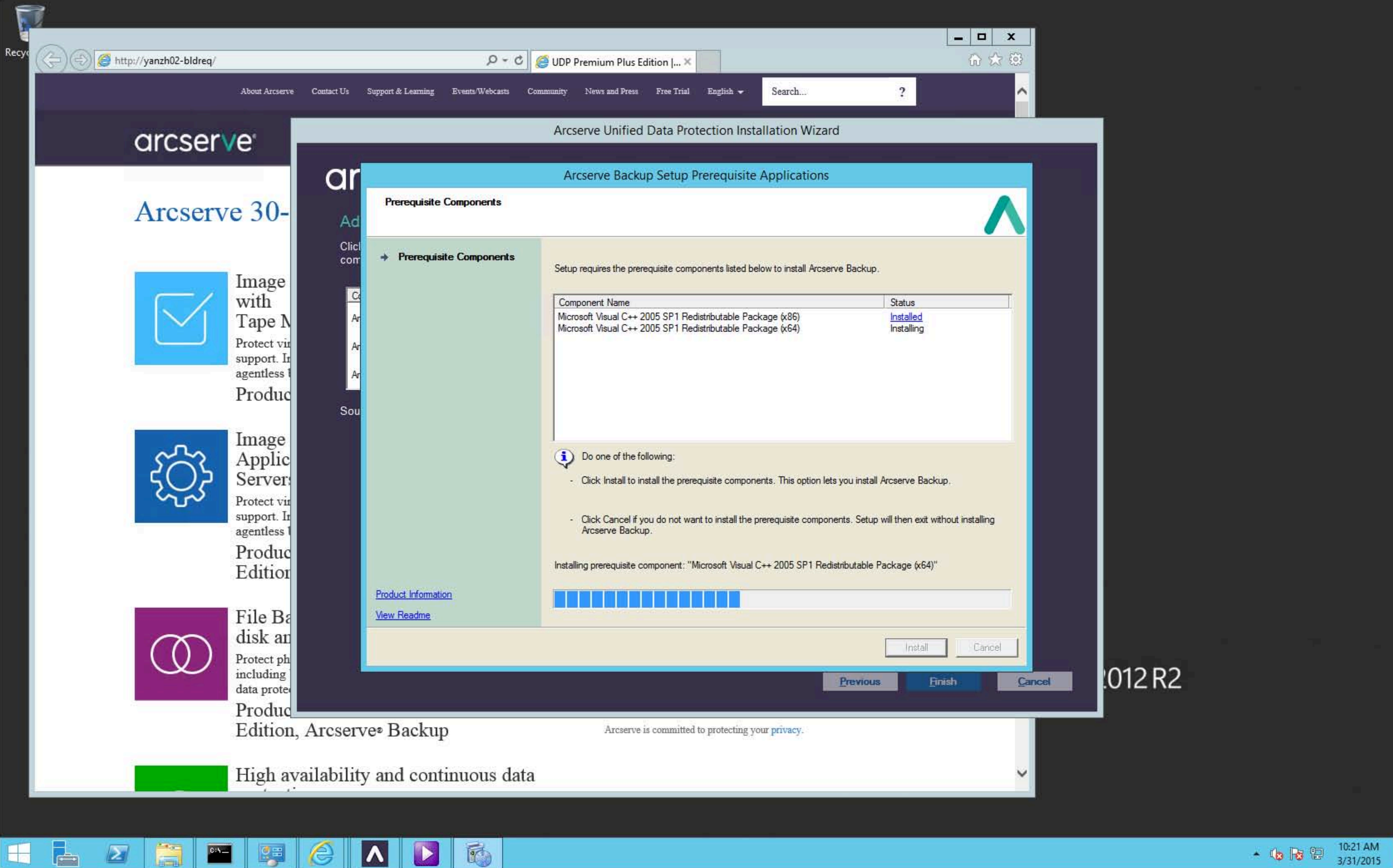
Previous Finish Cancel

2012 R2

Arcserve is committed to protecting your privacy.

High availability and continuous data





Arcserve Unified Data Protection Installation Wizard

Arcserve Backup Setup Prerequisite Applications

Prerequisite Components

Prerequisite Components


Setup requires the prerequisite components listed below to install Arcserve Backup.

Component Name	Status
Microsoft Visual C++ 2005 SP1 Redistributable Package (x86)	<a href="#">Installed</a>
Microsoft Visual C++ 2005 SP1 Redistributable Package (x64)	Installing

Do one of the following:

- Click Install to install the prerequisite components. This option lets you install Arcserve Backup.
- Click Cancel if you do not want to install the prerequisite components. Setup will then exit without installing Arcserve Backup.

Installing prerequisite component: "Microsoft Visual C++ 2005 SP1 Redistributable Package (x64)"



Install Cancel

Previous Finish Cancel

arcserve

Arcserve 30-



Image with Tape N  
Protect via support. In agentless  
Product



Image Applic Servers  
Protect via support. In agentless  
Product Edition



File Backup disk an  
Protect ph including data prote  
Product


Edition, Arcserve Backup

High availability and continuous data

Arcserve is committed to protecting your privacy.

2012 R2





# Arcserve 30-



Image with Tape M  
Protect via support. In agentless Product



Image with Application Servers  
Protect via support. In agentless Product Edition



Image with File Backup  
Protect ph including data prote Product

Edition, Arcserve® Backup

High availability and continuous data

## Arcserve Unified Data Protection Installation Wizard

### Arcserve Backup Setup

#### License Agreement

Please read the following license agreement carefully.

#### License Agreement

- License Key
- Methods
- Configuration
- Setup Summary

#### IMPORTANT - READ CAREFULLY!

THIS PRODUCT MAY CONTAIN SOFTWARE PROVIDED BY THIRD PARTIES WHO REQUIRE AGREEMENT TO ADDITIONAL TERMS AND CONDITIONS PRIOR TO INSTALLATION OF THIS PRODUCT. THESE ADDITIONAL TERMS ARE PRESENTED BELOW AFTER THE Arcserve END USER LICENSE AGREEMENT.

Arcserve (USA), LLC and/or its affiliates or subsidiaries ("Arcserve")  
End User License Agreement (the "Agreement") for the Arcserve software product that is being installed as well as the associated documentation and any SDK, as defined below, included within the product ("the Product").  
Carefully read the following terms and conditions regarding your use of the Product before installing and using the Product. Throughout this Agreement, you will be referred to as "You" or "Licensee."  
By clicking on the "I agree" button below, you are  
(I) Representing that you are not a minor, and have full legal capacity and have the authority to bind yourself and your employer, as applicable, to the terms of this Agreement;  
(II) Consenting on behalf of yourself and/or as an authorized representative of your employer, as applicable, to be bound by this Agreement.  
By clicking on the "I disagree" button below, the installation process will cease.  
1. Arcserve (or where the Product is being supplied outside of North America the Arcserve subsidiary identified after Section 15 below for the country in which the Product is being supplied, and in such instance Arcserve shall be the Arcserve subsidiary identified) provides license with respect to the Product for use by

I agree  I disagree [Copy](#) [Print](#)

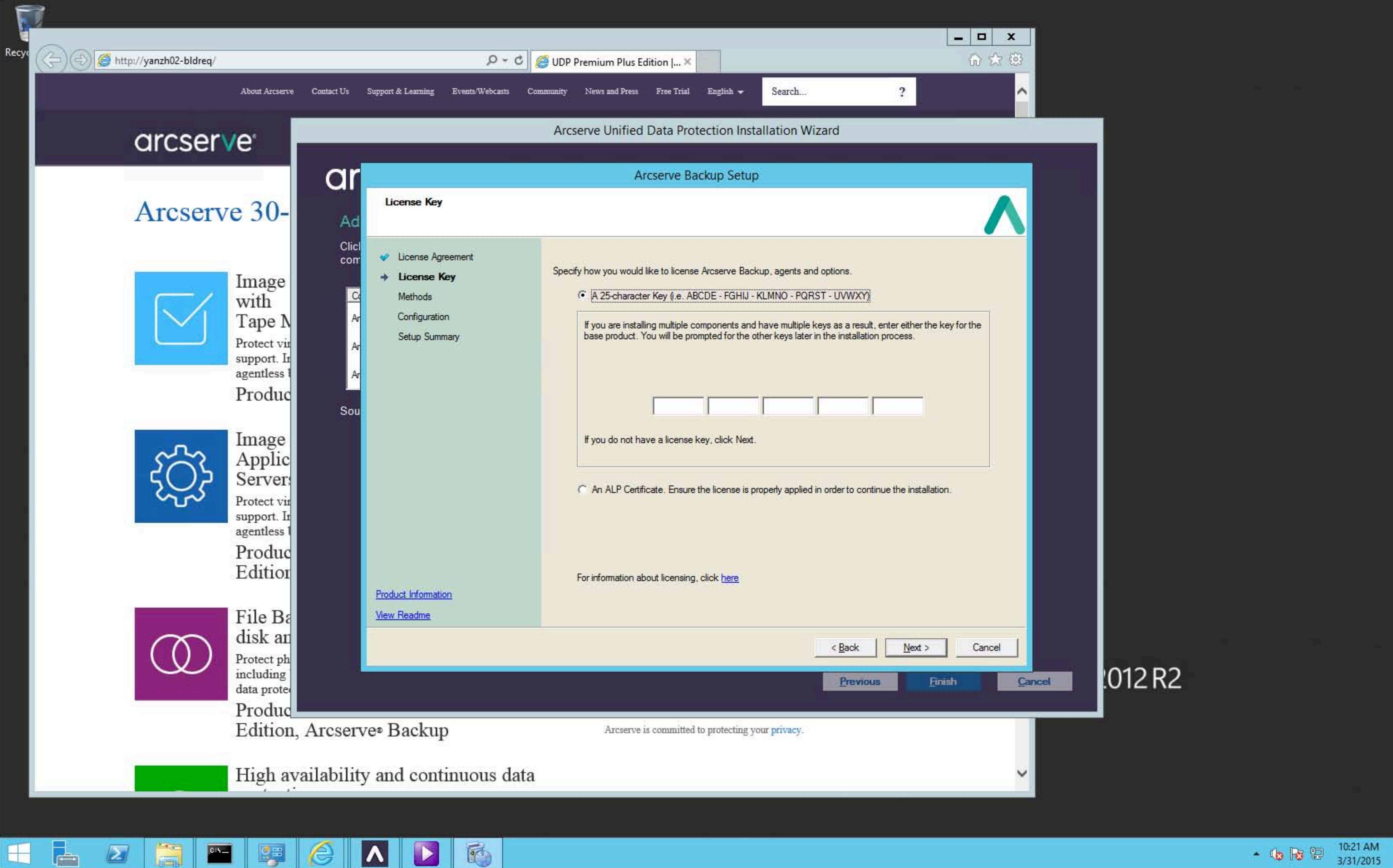
YOU MUST SCROLL DOWN TO READ THE ABOVE TERMS AND CONDITIONS BEFORE YOU CAN CHOOSE THE APPROPRIATE STATEMENT OF AGREEMENT

< Back Next > Cancel

Previous Finish Cancel

Arcserve is committed to protecting your [privacy](#).





arcserve

Arcserve 30-



Image with Tape M  
Protect virtual support. In agentless Product



Image Applic Servers  
Protect virtual support. In agentless Product Edition



File Ba disk an  
Protect physical including data protection Product

Edition, Arcserve® Backup

High availability and continuous data

Arcserve Unified Data Protection Installation Wizard

Arcserve Backup Setup

License Key

- License Agreement
- License Key**
- Methods
- Configuration
- Setup Summary

Specify how you would like to license Arcserve Backup, agents and options.

A 25-character Key (i.e. ABCDE - FGHIJ - KLMNO - PQRST - UVWXY)

If you are installing multiple components and have multiple keys as a result, enter either the key for the base product. You will be prompted for the other keys later in the installation process.

Input field for the 25-character license key, divided into five segments.

If you do not have a license key, click Next.

An ALP Certificate. Ensure the license is properly applied in order to continue the installation.

For information about licensing, click [here](#)

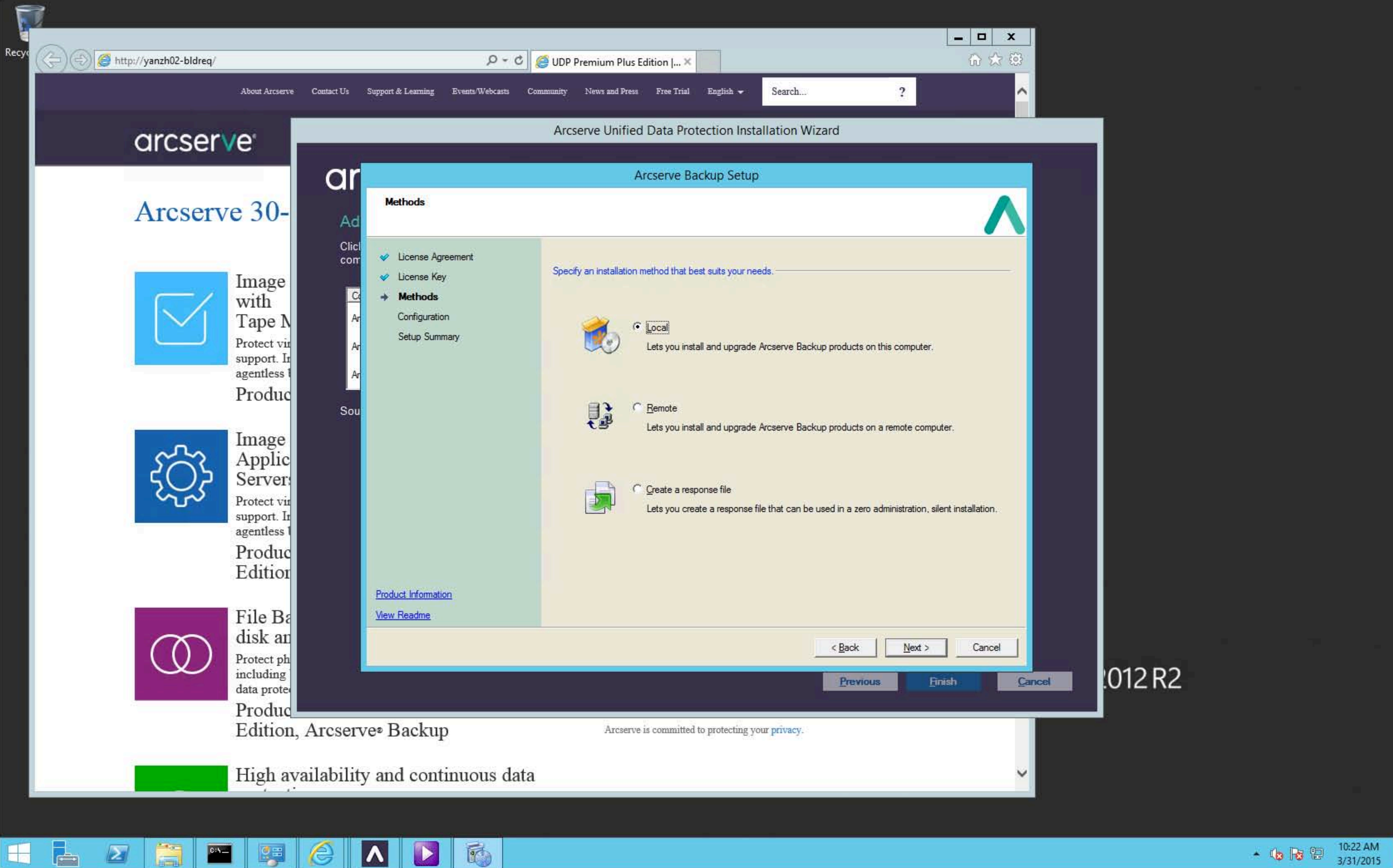
< Back   Next >   Cancel

Previous   Finish   Cancel

Arcserve is committed to protecting your [privacy](#).

2012 R2






2012 R2

Arcserve is committed to protecting your [privacy](#).

High availability and continuous data





# Arcserve 30-



Image with Tape Media  
Protect virtual tape support. In agentless mode, Arcserve Backup can protect your virtual tape backup environment.



Image with Application Servers  
Protect virtual application servers. In agentless mode, Arcserve Backup can protect your virtual application servers.



Image with File Backup  
Protect physical disk and file backup. In agentless mode, Arcserve Backup can protect your physical disk and file backup environment.

Edition, Arcserve® Backup

High availability and continuous data

## Arcserve Unified Data Protection Installation Wizard

### Arcserve Backup Setup

#### Installation Type

- License Agreement
- License Key
- Methods
- Configuration
  - Installation Type
  - Components
  - Messages
  - Setup Summary
  - Installation Progress
  - Installation Report

[Product Information](#)  
[View Readme](#)

Target Host: [SINGLEINSTALL]

Specify an installation type

Express

Custom

- Arcserve Manager (Console)
- Arcserve Stand-alone Server
- Arcserve Primary Server
- Arcserve Member Server
- Other

Important: By default, Setup will install Agent for Open Files for Windows. You must restart the system after the installation is complete.

This option installs an Arcserve Stand-alone Server, the Client Agent for Windows, and agents that protect the applications that Setup detects in your environment (for example, the Agent for Microsoft Exchange and the Agent for Microsoft SQL Server). The Express installation option simplifies the installation process by installing the Arcserve Backup products and components that you need to protect your backup environment.

< Back   Next >   Cancel

Previous   Finish   Cancel

Arcserve is committed to protecting your privacy.

2012 R2



arcserve

# Arcserve 30-



Image with Tape M  
Protect via support. In agentless  
Product



Image Applic Server  
Protect via support. In agentless  
Product Edition



File Ba disk an  
Protect ph including data prote  
Product Edition, Arcserve Backup

High availability and continuous data

## Arcserve Unified Data Protection Installation Wizard

### Arcserve Backup Setup

#### Components

- License Agreement
- License Key
- Methods
- Configuration
  - Installation Type
  - Components
    - Accounts
    - Agent Setting
    - Messages
  - Setup Summary
  - Installation Progress
  - Installation Report

[Product Information](#)  
[View Readme](#)

Target Host: [SINGLEINSTALL]

#### Components:

- Arcserve Backup
  - Manager (Console)
  - Server
    - Stand-alone Server
      - Base
      - Tape Library Option
      - Enterprise Module
      - Disaster Recovery Option
      - NDMP NAS Option
    - Primary Server
    - Member Server
  - Global Dashboard
  - Client Agent for Windows for x64-Based Systems
  - Agent for Virtual Machines for x64-Based Systems
  - Agent for Open Files for Windows for x64-Based Systems
  - Agent Deployment Setup Files
  - Agent for Microsoft SQL Server for x64-Based Systems
  - Agent for Microsoft SharePoint Server for x64-Based Systems

#### Description:

This package installs the Arcserve Backup base product.

This product requires 1418MB on your hard drive.

[Disk Information](#)

Install Path: C:\Program Files (x86)\CA\ARCserve Backup\

[Change Folder](#)

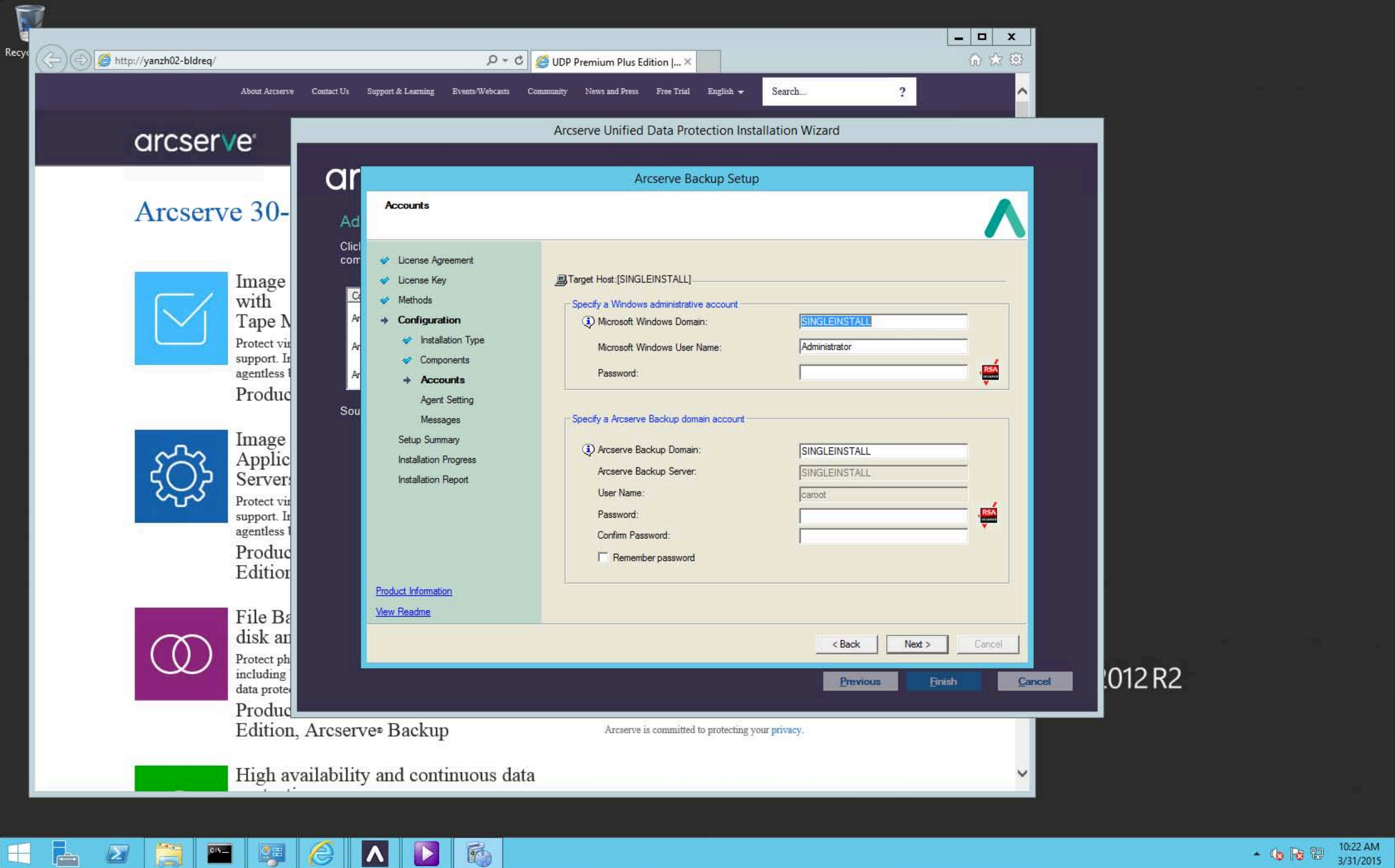
< Back Next > Cancel

Previous Finish Cancel

Arcserve is committed to protecting your [privacy](#).

2012 R2





arcserve

Arcserve 30-



Image with Tape Migration  
Protect virtual machines with support. In agentless mode. Product Edition



Image Application Servers  
Protect virtual machines with support. In agentless mode. Product Edition



File Backup and Disk Imaging  
Protect physical and virtual data protection. Product Edition, Arcserve Backup

High availability and continuous data

Arcserve Unified Data Protection Installation Wizard

Arcserve Backup Setup

Accounts

- License Agreement
- License Key
- Methods
- Configuration**
  - Installation Type
  - Components
  - Accounts**
    - Agent Setting
    - Messages
    - Setup Summary
    - Installation Progress
    - Installation Report

[Product Information](#)  
[View Readme](#)

Target Host: [SINGLEINSTALL]

Specify a Windows administrative account

Microsoft Windows User Name:

Password:

Specify a Arcserve Backup domain account

Arcserve Backup Server:

User Name:

Password:

Confirm Password:

Remember password

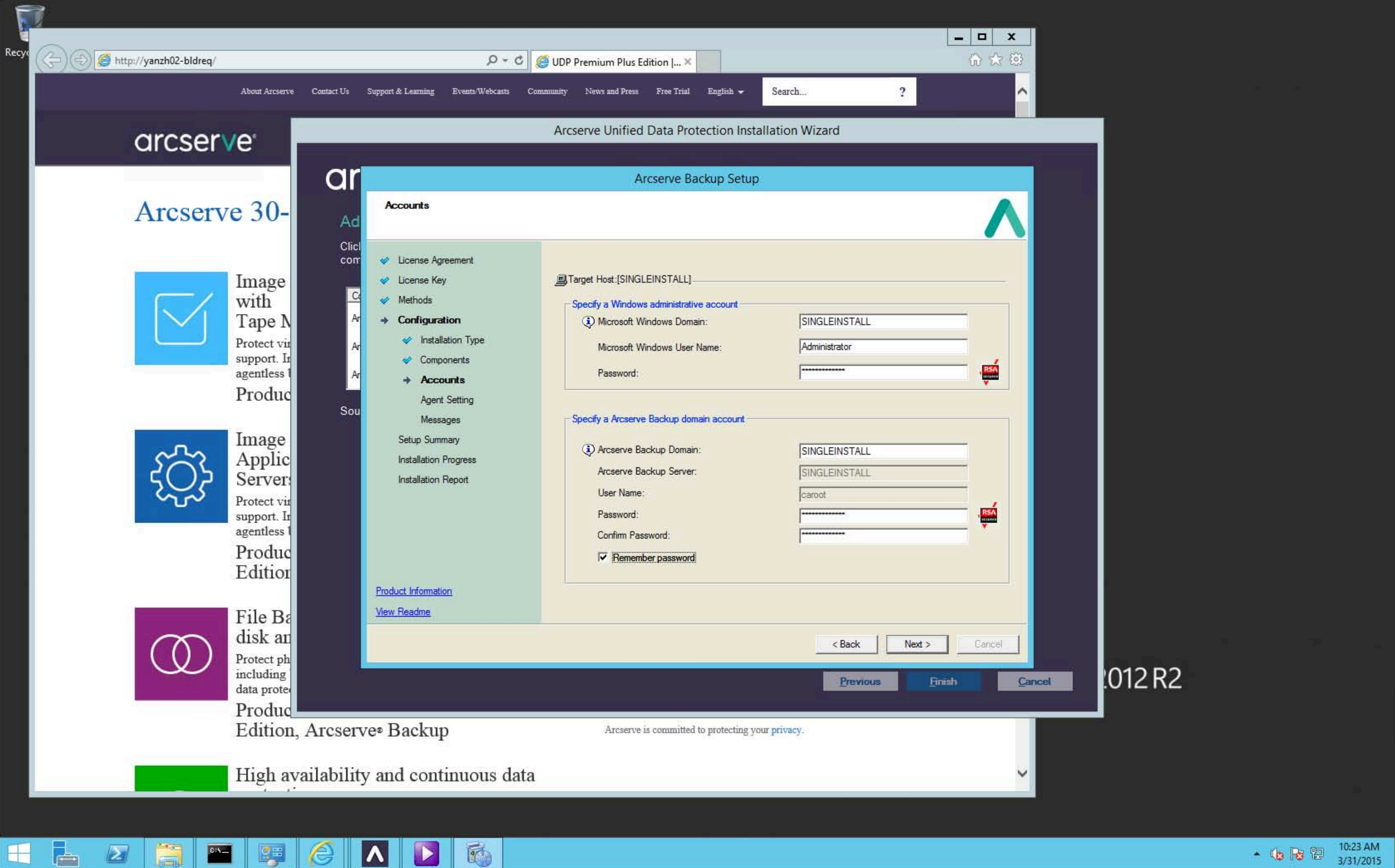
< Back   Next >   Cancel

Previous   Finish   Cancel

Arcserve is committed to protecting your privacy.

2012 R2





arcserve

Arcserve 30-



Image with Tape M  
Protect via support. In agentless Product



Image Applic Servers  
Protect via support. In agentless Product Edition



File Ba disk an  
Protect ph including data prote Product Edition, Arcserve Backup

High availability and continuous data

Arcserve Unified Data Protection Installation Wizard

Arcserve Backup Setup

Accounts

- License Agreement
- License Key
- Methods
- Configuration**
  - Installation Type
  - Components
  - Accounts**
    - Agent Setting
    - Messages
    - Setup Summary
    - Installation Progress
    - Installation Report

[Product Information](#)  
[View Readme](#)

Target Host:[SINGLEINSTALL]

Specify a Windows administrative account

Microsoft Windows Domain: SINGLEINSTALL

Microsoft Windows User Name: Administrator

Password: [REDACTED]

Specify a Arcserve Backup domain account

Arcserve Backup Domain: SINGLEINSTALL

Arcserve Backup Server: SINGLEINSTALL

User Name: caroot

Password: [REDACTED]

Confirm Password: [REDACTED]

Remember password

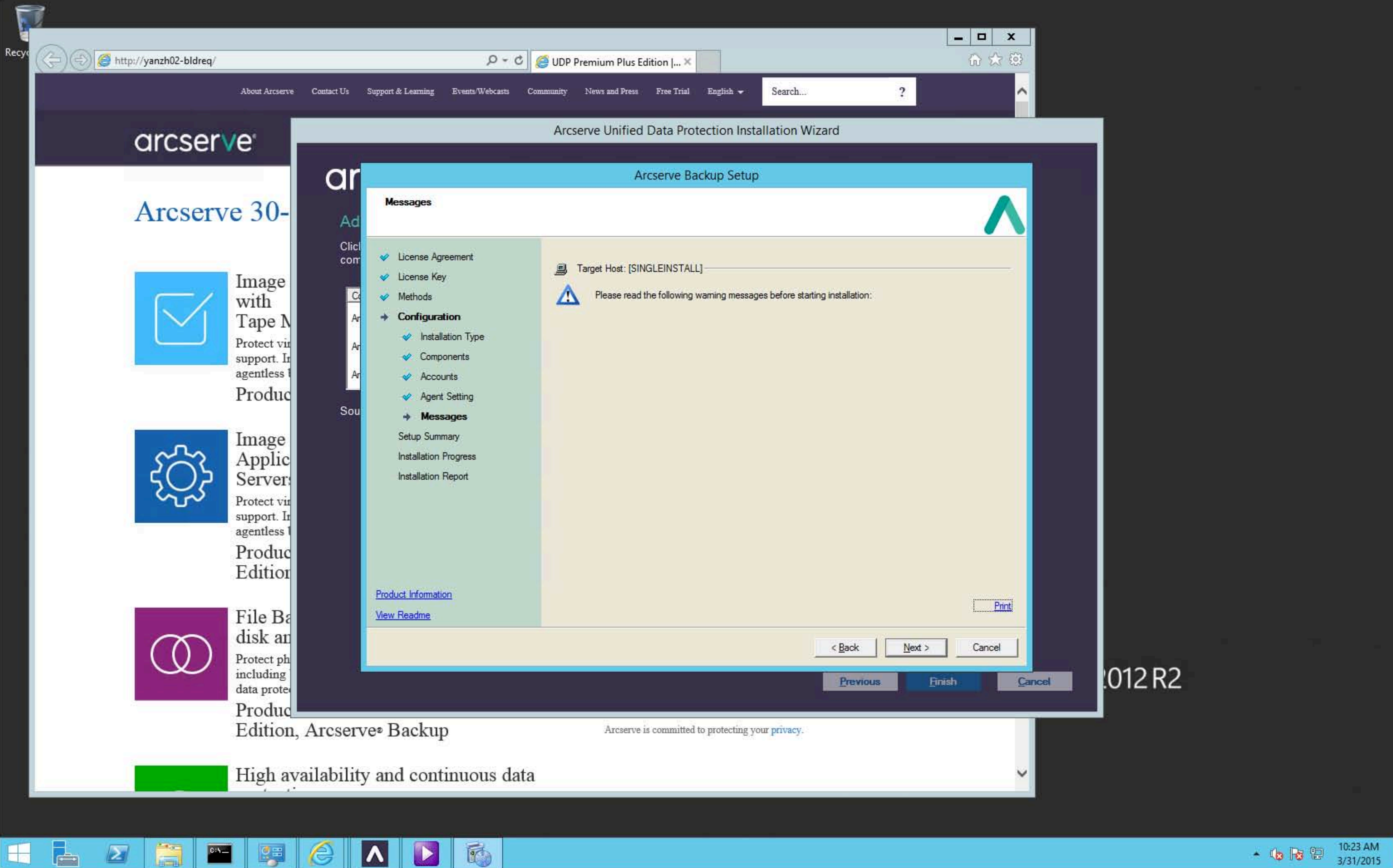
< Back Next > Cancel

Previous Finish Cancel

Arcserve is committed to protecting your privacy.

2012 R2





2012 R2



arcserve

# Arcserve 30-



Image with Tape M  
Protect via support. In agentless  
Product



Image Applic Server  
Protect via support. In agentless  
Product Edition



File Ba disk an  
Protect ph including data prote  
Product

Edition, Arcserve® Backup

High availability and continuous data

## Arcserve Unified Data Protection Installation Wizard

### Arcserve Backup Setup

#### Setup Summary

- ✓ License Agreement
- ✓ License Key
- ✓ Methods
- ✓ Configuration
  - ✓ Installation Type
  - ✓ Components
  - ✓ Accounts
  - ✓ Agent Setting
  - ✓ Messages
- ➔ **Setup Summary**

Installation Progress  
Installation Report

[Product Information](#)  
[View Readme](#)

Target Host: [SINGLEINSTALL]

Verify the components that you want to install.

- Prerequisite components
  - Microsoft SQL Server Express Edition
  - Java Runtime Environment (JRE)
- Arcserve Backup
  - Component
    - Manager (Console)
    - Server
      - Stand-alone Server
        - Base
        - Tape Library Option
        - Enterprise Module
        - Disaster Recovery Option
  - Install Path C:\Program Files (x86)\CA\ARCserve Backup\
  - System Account: SINGLEINSTALL\Administrator
  - Database: Arcserve Default Database
  - Client Agent for Windows for x64-Based Systems
    - Install Path C:\Program Files\CA\ARCserve Backup Client Agent for Windows\
  - Agent for Virtual Machines for x64-Based Systems
  - Install Path C:\Program Files\CA\ARCserve Backup Client Agent for Windows\
  - Agent for Open Files for Windows for x64-Based Systems
  - Component
    - BAOF Server
    - BAOF Console

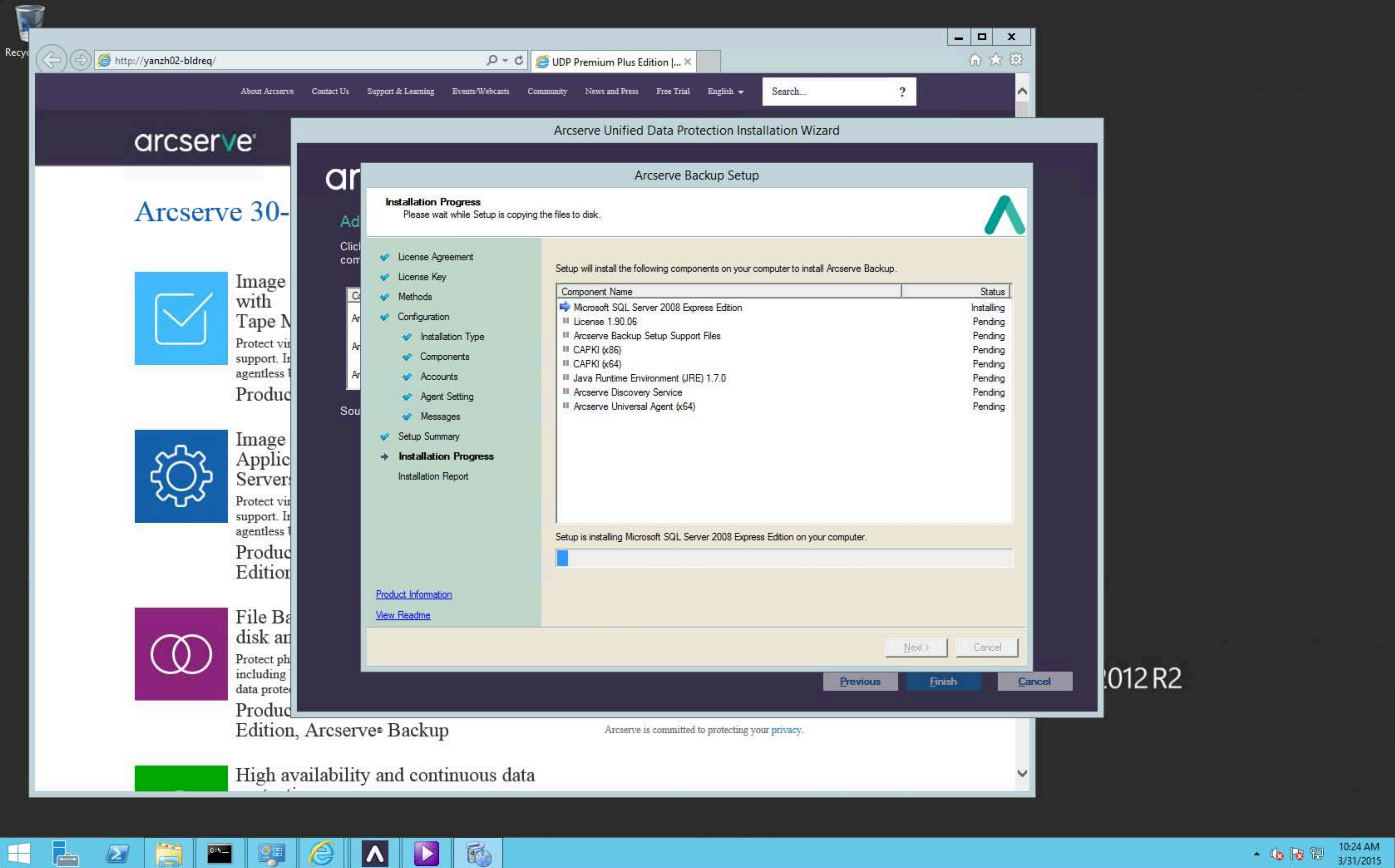
< Back   Install   Cancel

Previous   Finish   Cancel

Arcserve is committed to protecting your privacy.

2012 R2





Arcserve Unified Data Protection Installation Wizard

Arcserve Backup Setup

Installation Progress


Please wait while Setup is copying the files to disk.

- ✔ License Agreement
- ✔ License Key
- ✔ Methods
- ✔ Configuration
  - ✔ Installation Type
  - ✔ Components
  - ✔ Accounts
  - ✔ Agent Setting
  - ✔ Messages
- ✔ Setup Summary
- ➔ **Installation Progress**
  - Installation Report

Setup will install the following components on your computer to install Arcserve Backup.

Component Name	Status
➔ Microsoft SQL Server 2008 Express Edition	Installing
License 1.90.06	Pending
Arcserve Backup Setup Support Files	Pending
CAPKI (x86)	Pending
CAPKI (x64)	Pending
Java Runtime Environment (JRE) 1.7.0	Pending
Arcserve Discovery Service	Pending
Arcserve Universal Agent (x64)	Pending

Setup is installing Microsoft SQL Server 2008 Express Edition on your computer.



[Product Information](#)  
[View Readme](#)

Next >    Cancel

Previous    **Finish**    Cancel

arcserve

Arcserve 30-



Image with Tape M  
Protect via support. In agentless Product



Image Applic Servers  
Protect via support. In agentless Product Edition



File Ba disk an  
Protect ph including data prote Product

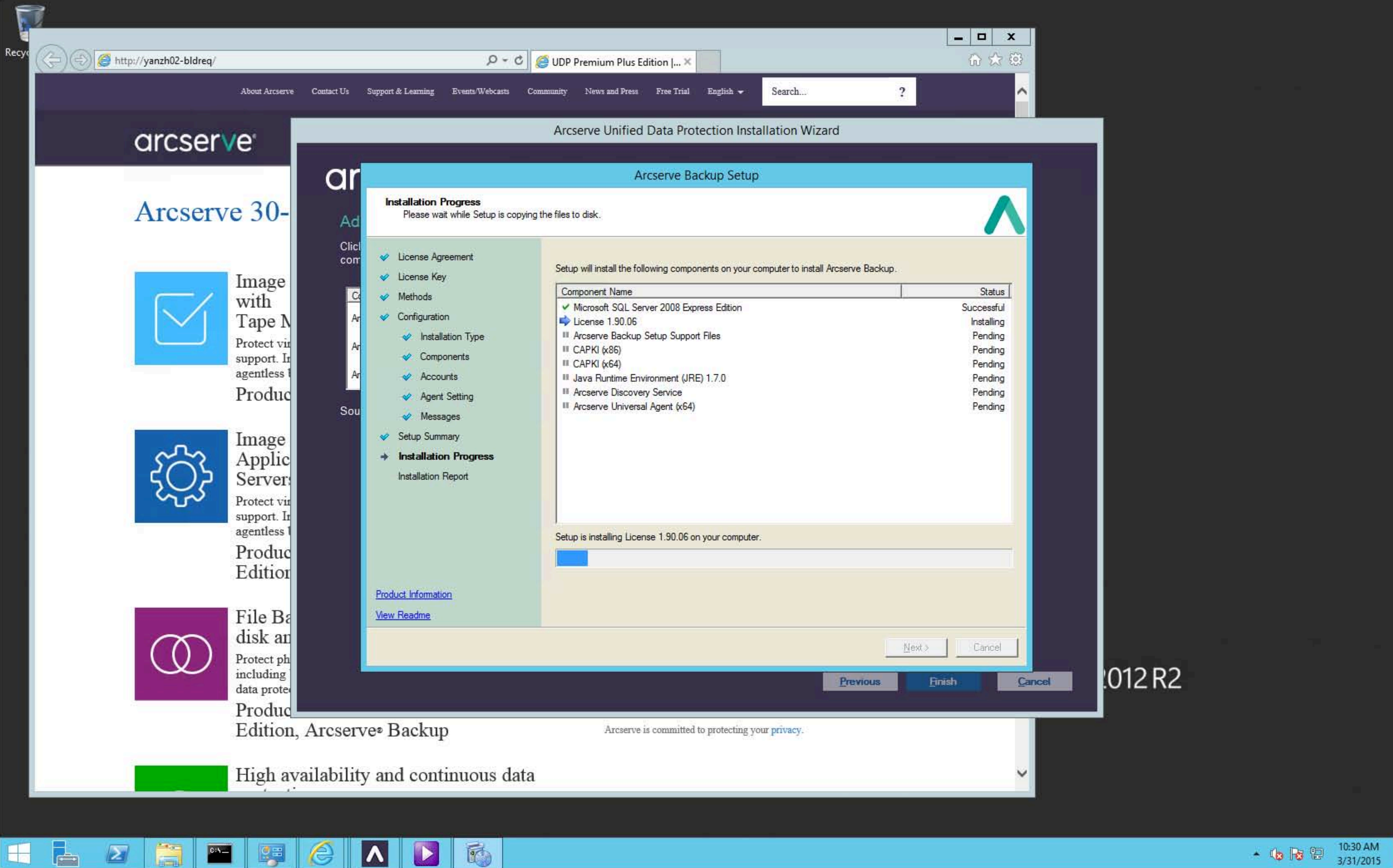
Edition, Arcserve® Backup

Arcserve is committed to protecting your [privacy](#).

High availability and continuous data

2012 R2





Arcserve Unified Data Protection Installation Wizard

Arcserve Backup Setup

Installation Progress

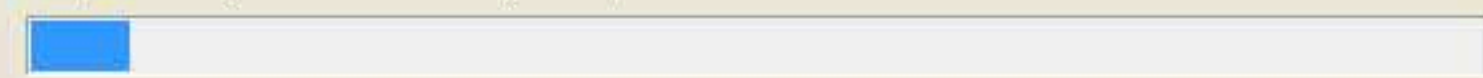
Please wait while Setup is copying the files to disk.

- ✓ License Agreement
- ✓ License Key
- ✓ Methods
- ✓ Configuration
  - ✓ Installation Type
  - ✓ Components
  - ✓ Accounts
  - ✓ Agent Setting
  - ✓ Messages
- ✓ Setup Summary
- ➔ **Installation Progress**
  - Installation Report

Setup will install the following components on your computer to install Arcserve Backup.

Component Name	Status
✓ Microsoft SQL Server 2008 Express Edition	Successful
➔ License 1.90.06	Installing
▄▄▄ Arcserve Backup Setup Support Files	Pending
▄▄▄ CAPKI (x86)	Pending
▄▄▄ CAPKI (x64)	Pending
▄▄▄ Java Runtime Environment (JRE) 1.7.0	Pending
▄▄▄ Arcserve Discovery Service	Pending
▄▄▄ Arcserve Universal Agent (x64)	Pending

Setup is installing License 1.90.06 on your computer.



[Product Information](#)  
[View Readme](#)

Next >    Cancel


Previous    **Finish**    Cancel

2012 R2

Arcserve is committed to protecting your [privacy](#).

High availability and continuous data





# Arcserve 30-



Image with Tape Media  
Protect virtual tape support. In agentless mode, Arcserve Backup can protect your virtual tape backup agents.



Image with Application Servers  
Protect virtual application servers. In agentless mode, Arcserve Backup can protect your virtual application servers.



File Backup and Disk Protection  
Protect physical and virtual data protection. In agentless mode, Arcserve Backup can protect your physical and virtual data protection.

Edition, Arcserve® Backup

High availability and continuous data

## Arcserve Unified Data Protection Installation Wizard

### Arcserve Backup Setup

#### Installation Progress

Please wait while Setup is copying the files to disk.

- ✓ License Agreement
- ✓ License Key
- ✓ Methods
- ✓ Configuration
  - ✓ Installation Type
  - ✓ Components
  - ✓ Accounts
  - ✓ Agent Setting
  - ✓ Messages
- ✓ Setup Summary
- ➔ **Installation Progress**
- Installation Report

Setup will install the following components on your computer to install Arcserve Backup.

Component Name	Status
✓ Microsoft SQL Server 2008 Express Edition	Successful
✓ License 1.90.06	Successful
✓ Arcserve Backup Setup Support Files	Successful
✓ CAPKI (x86)	Successful
✓ CAPKI (x64)	Successful
➔ Java Runtime Environment (JRE) 1.7.0	Installing
Arcserve Discovery Service	Pending
Arcserve Universal Agent (x64)	Pending

Setup is installing Java Runtime Environment (JRE) 1.7.0 on your computer.



[Product Information](#)  
[View Readme](#)


Next > | Cancel

Previous | **Finish** | Cancel

Arcserve is committed to protecting your [privacy](#).

2012 R2





# Arcserve 30-



**Image with Tape N**  
Protect via support. In agentless Product



**Image Applic Server**  
Protect via support. In agentless Product Edition



**File Backup disk an**  
Protect ph including data prote Product Edition, Arcserve® Backup

High availability and continuous data

## Arcserve Unified Data Protection Installation Wizard

### Arcserve Backup Setup

**Installation Progress**  
Please wait while Setup is copying the files to disk.

- ✓ License Agreement
- ✓ License Key
- ✓ Methods
- ✓ Configuration
  - ✓ Installation Type
  - ✓ Components
  - ✓ Accounts
  - ✓ Agent Setting
  - ✓ Messages
- ✓ Setup Summary
- ➔ **Installation Progress**
  - Installation Report



#### Protect Windows Server 2012 Hosts

- **NOW**, backup and restore Windows Server 2012 including Resilient File Systems, Storage Spaces, Data deduplicated NTFS volumes, VHDX Hyper-V virtual disks, Hyper-V VM files to Remote Shares via VSS for SMB Files Shares, and 4KB sector hard disks

Copying Files  
Installing Arcserve Backup

Next > | Cancel

Previous | **Finish** | Cancel

Arcserve is committed to protecting your privacy.

2012 R2



arcserve

Arcserve 30-



Image with Tape M  
Protect via support. In agentless  
Product



Image Applic Servers  
Protect via support. In agentless  
Product Edition



File Backup disk and  
Protect ph including data prote  
Product Edition, Arcserve Backup

High availability and continuous data

Arcserve Unified Data Protection Installation Wizard

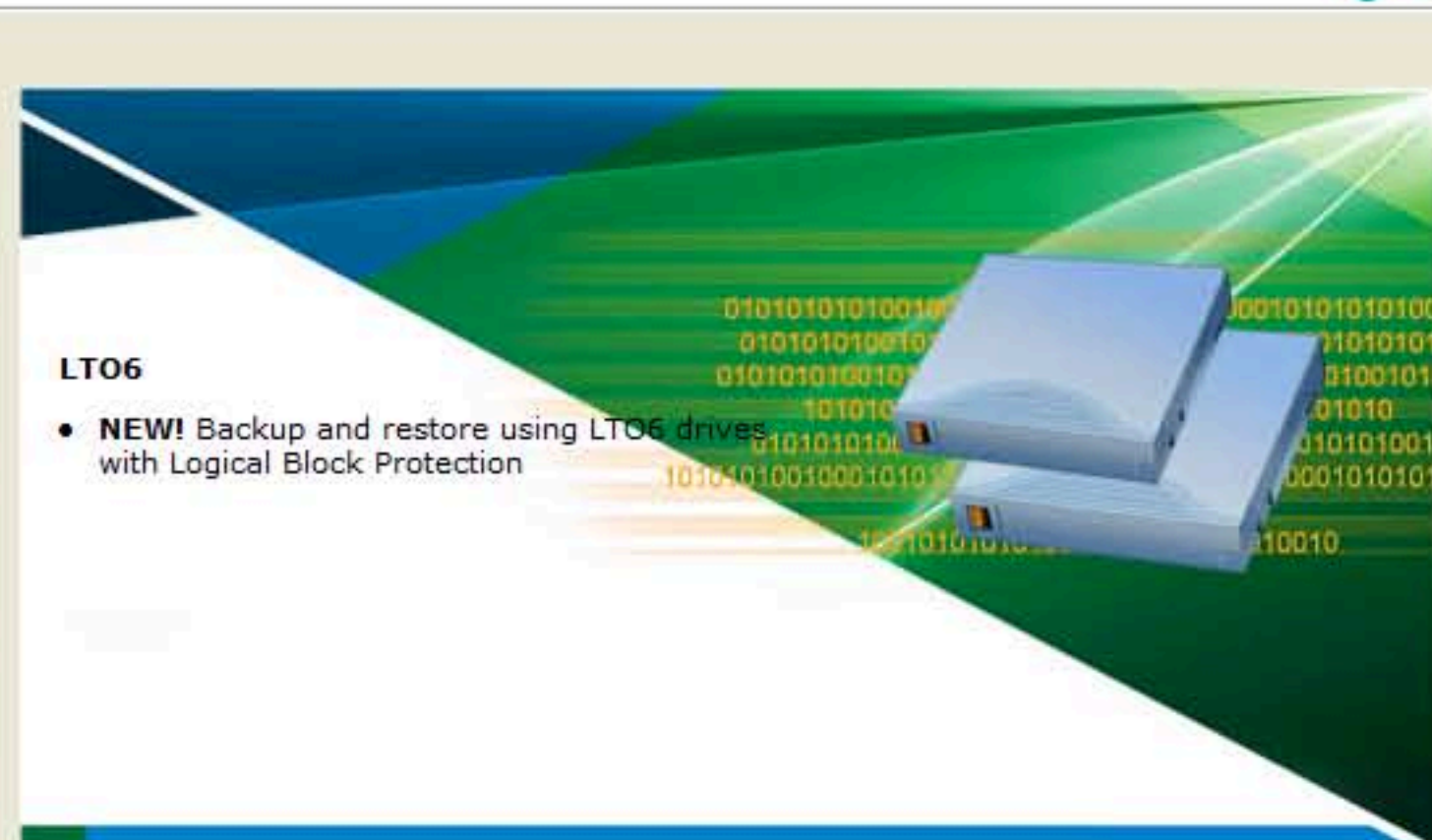
Arcserve Backup Setup

Installation Progress

Please wait while Setup is copying the files to disk.

- ✓ License Agreement
- ✓ License Key
- ✓ Methods
- ✓ Configuration
  - ✓ Installation Type
  - ✓ Components
  - ✓ Accounts
  - ✓ Agent Setting
  - ✓ Messages
- ✓ Setup Summary
- ➔ **Installation Progress**
- Installation Report

[Product Information](#)  
[View Readme](#)



LTO6

- **NEW!** Backup and restore using LTO6 drives with Logical Block Protection

Copying Files

Installing Arcserve Backup

Next >

Cancel

Previous

Finish

Cancel

Arcserve is committed to protecting your privacy.

2012 R2



arcserve

Arcserve 30-



Image with Tape M  
Protect via  
support. In  
agentless  
Product



Image Applic  
Servers  
Protect via  
support. In  
agentless  
Product  
Edition



File Ba  
disk an  
Protect ph  
including  
data prote  
Product  
Edition, Arcserve® Backup

High availability and continuous data

Arcserve Unified Data Protection Installation Wizard

Arcserve Backup Setup

Installation Progress

Please wait while Setup is copying the files to disk.

- ✓ License Agreement
- ✓ License Key
- ✓ Methods
- ✓ Configuration
  - ✓ Installation Type
  - ✓ Components
  - ✓ Accounts
  - ✓ Agent Setting
  - ✓ Messages
- ✓ Setup Summary
- ➔ Installation Progress
- Installation Report

[Product Information](#)  
[View Readme](#)



Wide choice of Cloud storage Providers

- Archive to Cloud Providers such as Microsoft Windows Azure (NEW), Fujitsu Global Cloud Platform Service Powered by Microsoft Windows Azure (NEW), Eucalyptus, and Amazon S3 cloud storage

Copying Files

Installing Arcserve Backup


Next > | Cancel

Previous | Finish | Cancel

Arcserve is committed to protecting your privacy.

2012 R2





# Arcserve 30-



Image with Tape M  
Protect via support. In agentless Product



Image with Application Servers  
Protect via support. In agentless Product Edition



Image with File Backup  
Protect ph including data protection Product

Edition, Arcserve® Backup

High availability and continuous data

## Arcserve Unified Data Protection Installation Wizard

### Arcserve Backup Setup

**Installation Progress**  
Please wait while Setup is copying the files to disk.

- ✓ License Agreement
- ✓ License Key
- ✓ Methods
- ✓ Configuration
  - ✓ Installation Type
  - ✓ Components
  - ✓ Accounts
  - ✓ Agent Setting
  - ✓ Messages
- ✓ Setup Summary
- ➔ **Installation Progress**
  - Installation Report

**Database and Application Support**

- CA ARCserve Backup has application-specific agents to support all the leading applications, such as Microsoft Exchange Server 2013, Microsoft SharePoint Server 2013, Lotus Domino Server 8.5, and many others. In addition, you can restore Microsoft SharePoint Server 2007/2010/2013 data at object level granularity. With this capability you can restore Microsoft SharePoint Server documents, images, tasks, discussion boards, and so on.

Copying Files

Installing Arcserve Backup

Next > | Cancel

Previous | **Finish** | Cancel

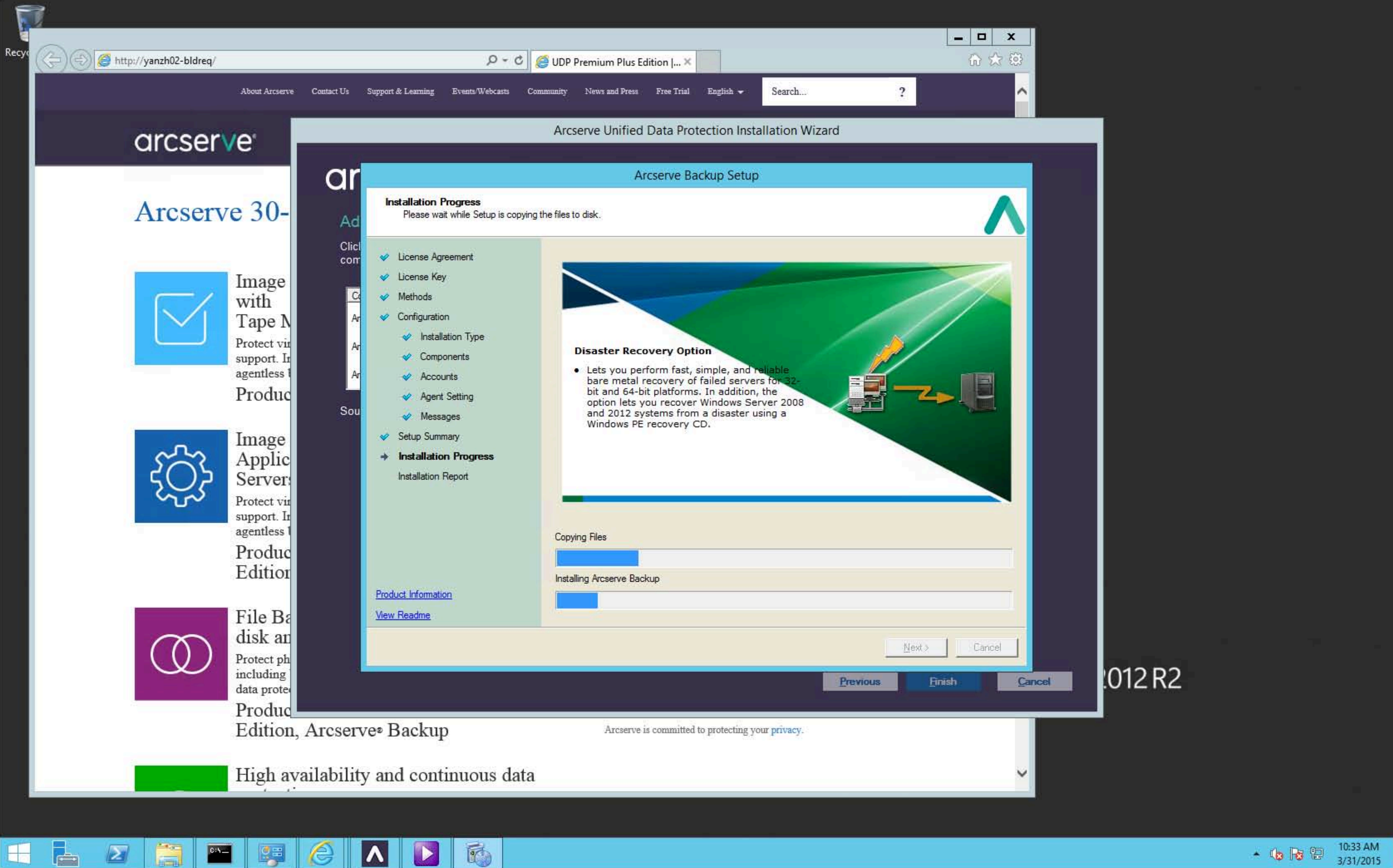
Arcserve is committed to protecting your privacy.

2012 R2









arcserve

Arcserve 30-



Image with Tape M  
Protect via support. In agentless  
Product



Image Applic Servers  
Protect via support. In agentless  
Product Edition



File Ba disk an  
Protect ph including data prote  
Product Edition, Arcserve Backup

High availability and continuous data

Arcserve Unified Data Protection Installation Wizard

Arcserve Backup Setup

Installation Progress

Please wait while Setup is copying the files to disk.

- ✓ License Agreement
- ✓ License Key
- ✓ Methods
- ✓ Configuration
  - ✓ Installation Type
  - ✓ Components
  - ✓ Accounts
  - ✓ Agent Setting
  - ✓ Messages
- ✓ Setup Summary
- ➔ **Installation Progress**
  - Installation Report

[Product Information](#)  
[View Readme](#)

**Disaster Recovery Option**

- Lets you perform fast, simple, and reliable bare metal recovery of failed servers for 32-bit and 64-bit platforms. In addition, the option lets you recover Windows Server 2008 and 2012 systems from a disaster using a Windows PE recovery CD.

Copying Files

Installing Arcserve Backup


Next > | Cancel

Previous | **Finish** | Cancel

Arcserve is committed to protecting your privacy.

2012 R2





# Arcserve 30-



**Image with Tape Module**  
Protect virtual machines with support. In agentless mode, Arcserve Backup can protect virtual machines on tape.



**Image Application Server**  
Protect virtual machines with support. In agentless mode, Arcserve Backup can protect virtual machines on tape.



**File Backup and Disk Agent**  
Protect physical servers including data protection. Arcserve Backup can protect physical servers including data protection.

High availability and continuous data

### Arcserve Unified Data Protection Installation Wizard

#### Arcserve Backup Setup

**Installation Progress**  
Please wait while Setup is copying the files to disk.

- License Agreement
- License Key
- Methods
- Configuration
  - Installation Type
  - Components
  - Accounts
  - Agent Setting
  - Messages
- Setup Summary
- Installation Progress**
- Installation Report

[Product Information](#)  
[View Readme](#)

**Virtualization - VMware VSphere and Windows Server 2012 Hyper-V**

- Lets you perform image-level and file-level backups and restores on virtual machines, and file-level restores from image-level backups.


Copying Files  
Installing Arcserve Backup

Next > | Cancel

2012 R2

Arcserve is committed to protecting your privacy.





## Arcserve 30-



**Image with Tape M**  
Protect via support. In agentless Product



**Image Application Servers**  
Protect via support. In agentless Product Edition



**File Backup disk an**  
Protect ph including data protect Product

Edition, Arcserve® Backup

High availability and continuous data

### Arcserve Unified Data Protection Installation Wizard

#### Arcserve Backup Setup

##### Firewall Registration

##### → Firewall Registration

Arcserve needs to register the following Services/Programs to Windows Firewall as Exceptions.

Service and Program	Status	Path
CASDBEngine	will be added to Firewall Exceptions	C:\Program Files (x86)\CA\ARCserve Bac...
CASDiscovery	will be added to Firewall Exceptions	C:\Program Files (x86)\CA\SharedCompo...
CASJobEngine	will be added to Firewall Exceptions	C:\Program Files (x86)\CA\ARCserve Bac...
CASMessageEngine	will be added to Firewall Exceptions	C:\Program Files (x86)\CA\ARCserve Bac...
CASMgrtSvc	will be added to Firewall Exceptions	C:\Program Files (x86)\CA\ARCserve Bac...
CASportmapper	will be added to Firewall Exceptions	C:\Program Files (x86)\CA\SharedCompo...
CASSvcControlSvr	will be added to Firewall Exceptions	C:\Program Files (x86)\CA\ARCserve Bac...
CASTapEngine	will be added to Firewall Exceptions	C:\Program Files (x86)\CA\ARCserve Bac...

Allow Setup to register Arcserve Services/Programs to Windows Firewall as Exceptions.

Please choose network location types:

- Domain: Networks at a workplace that are attached to a domain
- Home/Work/Private: Networks at home or work where you know and trust the people and devices on the network
- Public: Networks in public places such as airports or coffee shops

Skip the Arcserve Services/Programs registration to Windows Firewall as Exceptions.

**Caution!** If you skip this step, Arcserve Backup may not communicate properly.

[Product Information](#)

[View Readme](#)

Next > | Cancel

Previous | Finish | Cancel

Arcserve is committed to protecting your [privacy](#).

2012 R2



arcserve

Arcserve 30-



Image with Tape M  
Protect virtual support. In agentless Product



Image with Application Servers  
Protect virtual support. In agentless Product Edition



Image with File Backup  
Protect physical including data protection Product

Edition, Arcserve Backup

High availability and continuous data

Arcserve Unified Data Protection Installation Wizard

Arcserve Backup Setup

Installation Report

- License Agreement
- License Key
- Methods
- Configuration
  - Installation Type
  - Components
  - Accounts
  - Agent Setting
  - Messages
- Setup Summary
- Installation Progress
- Installation Report

Setup has installed the following components:

- Agent for Virtual Machines for x64-Based Systems
  - Installation Completed
  - Requires Configuration
- Agent for Open Files for Windows for x64-Based Systems
  - Installation Completed
  - It is recommended but not necessary to reboot the machine. Without a reboot, files that were
- Agent Deployment Setup Files
  - Installation Completed
- Agent for Microsoft SQL Server for x64-Based Systems
  - Installation Completed
  - The agent requires SQL server's Named Pipes and TCP/IP to communicate. Both protocols mu
- Diagnostics Utility
  - Installation Completed
- License configuration
  - Installation Completed
  - Requires Configuration

To apply patches and update Arcserve Backup automatically, you must install Arcserve Backup Patch Manager. To install, click Arcserve Backup Patch manager on the Arcserve Backup installation browser and proceed with the installation.

Next > | Cancel

Previous | Finish | Cancel

Arcserve is committed to protecting your privacy.

2012 R2



# Arcserve 30-



Image with Tape Module  
Protect virtual machines with support. In agentless mode, protect your production environment.



Image Application Server  
Protect virtual machines with support. In agentless mode, protect your production environment.



File Backup and Disk Protection  
Protect physical servers including data protection. Protect your production environment.

Edition, Arcserve® Backup

High availability and continuous data

Arcserve is committed to protecting your privacy.

### Arcserve Unified Data Protection Installation Wizard

#### Arcserve Backup Setup

##### Installation Report

- License Agreement
- License
- Method
- Configuration
- Installation
- Setup
- Installation
- Install

#### Enterprise Module Configuration

Options

Choose the appropriate Option to configure your backup devices.

Click the following button to configure your backup devices.

StorageTek ACSLS	Lets you launch the ACSLS Configuration Wizard. Note: This option requires TLO and StorageTek LibAttach Client.
IBM 3494	Lets you launch the IBM 3494 Configuration Wizard. Note: This option requires TLO and IBM Automated Tape Library.
Image Option	Lets you install the Image Option.

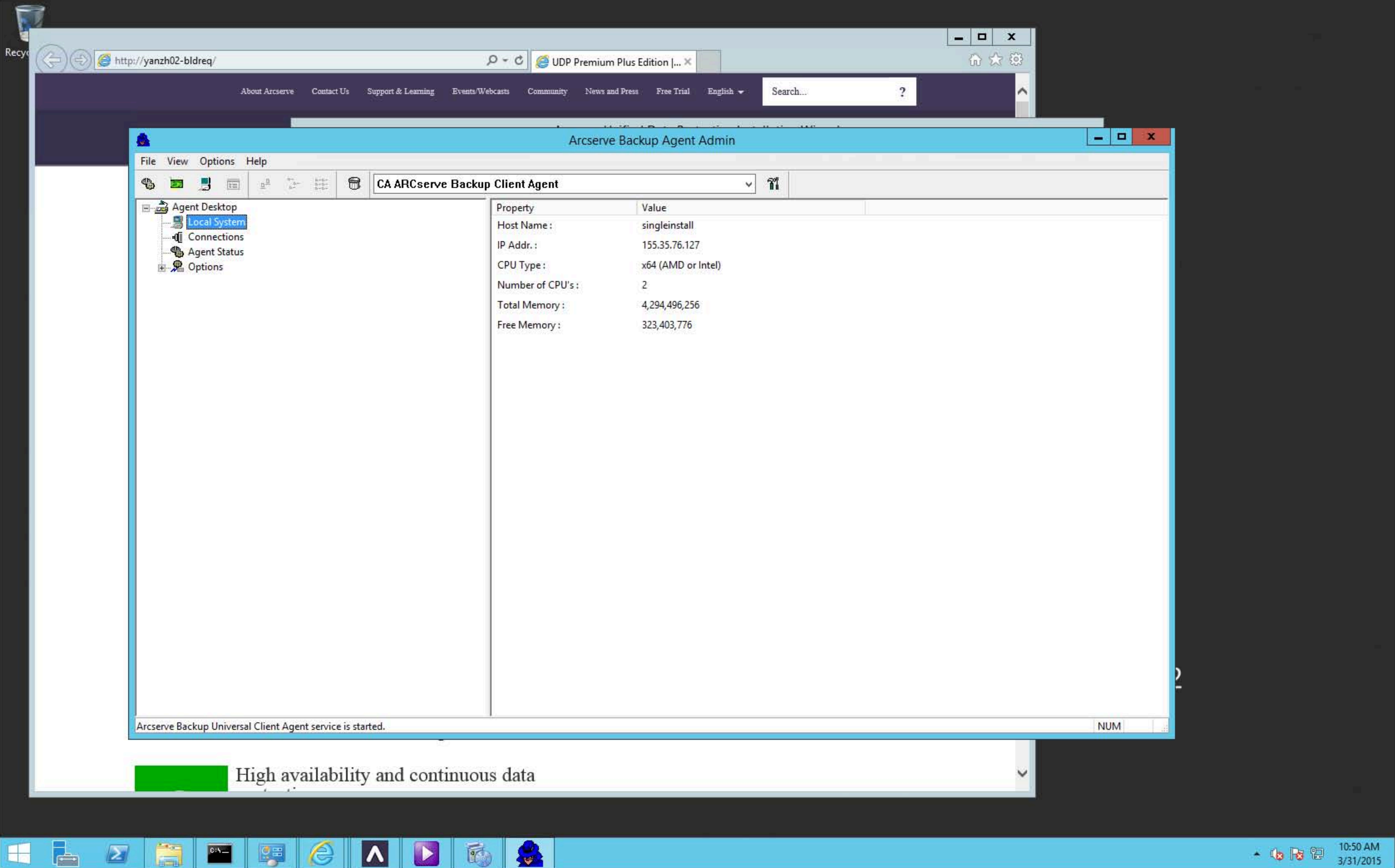
Exit

Product Information  
[View Readme](#)

Previous | **Finish** | Cancel

2012 R2





http://yanzh02-bldreq/

UDP Premium Plus Edition |...

About Arcserve Contact Us Support & Learning Events/Webcasts Community News and Press Free Trial English

Search...

Arcserve Backup Agent Admin

File View Options Help

CA Arcserve Backup Client Agent

- Agent Desktop
  - Local System
  - Connections
  - Agent Status
  - Options

Property	Value
Host Name :	singleinstall
IP Addr. :	155.35.76.127
CPU Type :	x64 (AMD or Intel)
Number of CPU's :	2
Total Memory :	4,294,496,256
Free Memory :	323,403,776


Arcserve Backup Universal Client Agent service is started.

NUM

High availability and continuous data

10:50 AM 3/31/2015





### Arcserve 30-



Image with Tape M  
Protect via support. In agentless Product



Image with Servers  
Protect via support. In agentless Product Edition



File Backup  
Protect ph including data prote Product Edition, Arcserve Backup

High availability and continuous data

Arcserve is committed to protecting your privacy.

### Arcserve Unified Data Protection Installation Wizard

#### Arcserve Backup Setup

**Installation Report**

- License Ag
- License Ke
- Methods
- Configurat
- Instal
- Comp
- Acco
- Agen
- Mess
- Setup Sum
- Installation
- Installation

#### License Verification

Components

For each component in the list below either enter a valid key or choose to install the component for an unlicensed trial period. To enter a key, select a component from the list and enter the appropriate key. Repeat this process for each component.

Component Name	Install Type
BrightStor ARCserve Backup r11.5 Enterprise Option for AS400	Unlicensed Trial
CA ARCserve Backup Only r16.5 Managed Capacity	Unlicensed Trial
CA ARCserve Backup r16.5 Agent for FreeBSD	Unlicensed Trial
CA ARCserve Backup r16.5 Agent for Linux SAP R/3 for Oracle	Unlicensed Trial
CA ARCserve Backup r16.5 Agent for Open Files for Virtual Machines on Windo...	Unlicensed Trial
CA ARCserve Backup r16.5 Agent for Open Files on Windows	Unlicensed Trial
CA ARCserve Backup r16.5 Agent for UNIX SAP R/3 for Oracle	Unlicensed Trial

License Keys:

License Key	Registered

Use Trial Version;  Use License Key; [ ] [ ] [ ] [ ] [ ] [ ] [ ] [ ] Add

Continue Cancel Help

Finish Cancel

Previous Finish Cancel

2012 R2



arcserve

Arcserve 30-



Image with Tape M  
Protect via  
support. In  
agentless  
Product



Image Applic  
Servers  
Protect via  
support. In  
agentless  
Product  
Edition



File Ba  
disk an  
Protect ph  
including  
data prote  
Product  
Edition, Arcserve® Backup

High availability and continuous data

Arcserve Unified Data Protection Installation Wizard

Arcserve Backup Setup

Installation Report

- License Agreement
- License Key
- Methods
- Configuration
  - Installation Type
  - Components
  - Accounts
  - Agent Setting
  - Messages
- Setup Summary
- Installation Progress
- Installation Report**

[Product Information](#)  
[View Readme](#)

Setup has installed the following components:

- Agent for Virtual Machines for x64-Based Systems
  - Installation Completed
  - Configuration Completed
- Agent for Open Files for Windows for x64-Based Systems
  - Installation Completed
  - It is recommended but not necessary to reboot the machine. Without a reboot, files that were
- Agent Deployment Setup Files
  - Installation Completed
- Agent for Microsoft SQL Server for x64-Based Systems
  - Installation Completed
  - The agent requires SQL server's Named Pipes and TCP/IP to communicate. Both protocols mu
- Diagnostics Utility
  - Installation Completed
- License configuration
  - Installation Completed
  - Configuration Completed

To apply patches and update Arcserve Backup automatically, you must install Arcserve Backup Patch Manager. To install, click Arcserve Backup Patch manager on the Arcserve Backup installation browser and proceed with the installation.

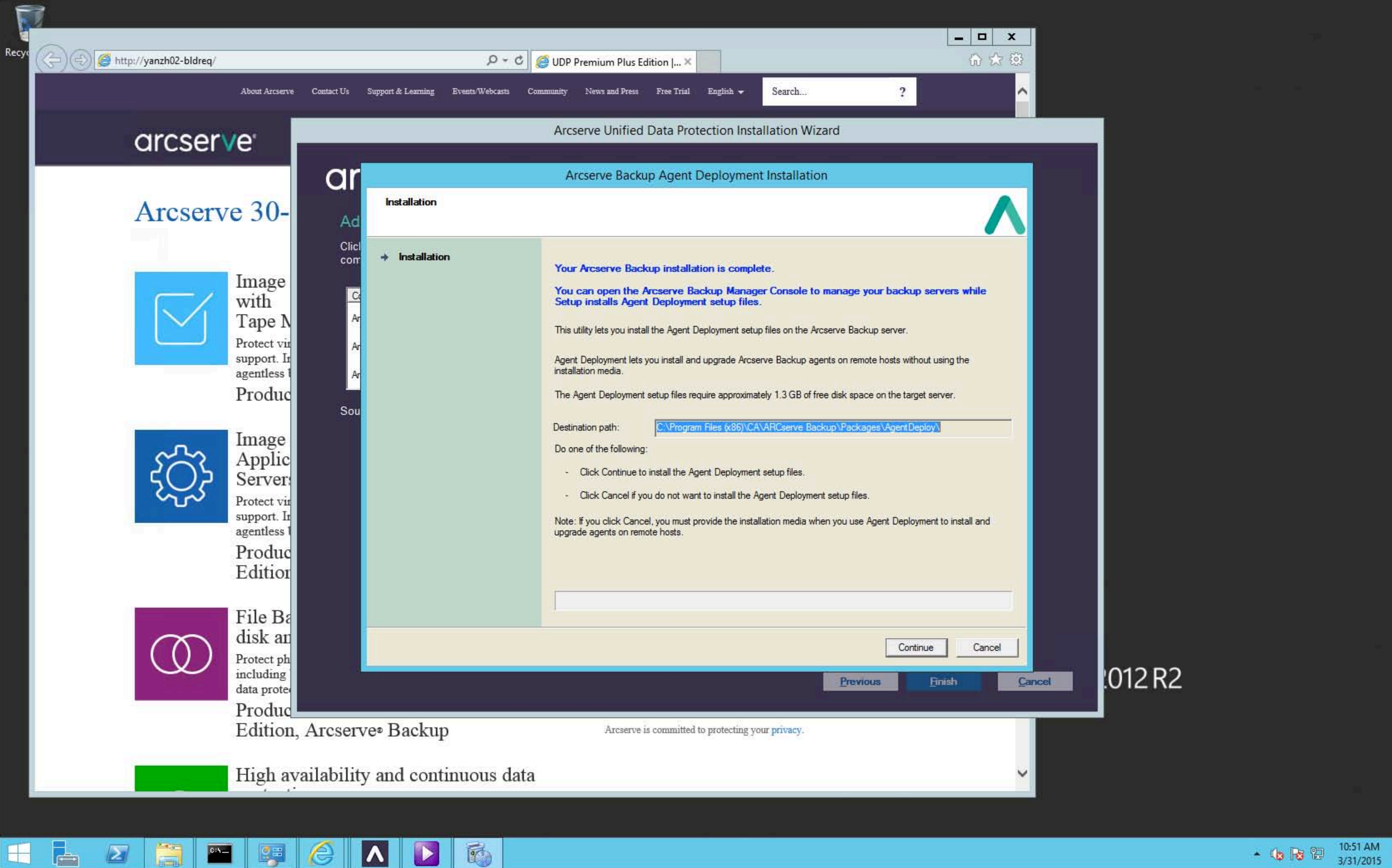
Finish Cancel

Previous Finish Cancel

Arcserve is committed to protecting your privacy.

2012 R2





arcserve®

Arcserve 30-



Image with Tape M  
Protect via support. In agentless  
Product



Image Applic Servers  
Protect via support. In agentless  
Product Edition



File Ba disk an  
Protect ph including data prote  
Product Edition, Arcserve® Backup

High availability and continuous data

Arcserve Unified Data Protection Installation Wizard

Arcserve Backup Agent Deployment Installation

Installation

Installation

Your Arcserve Backup installation is complete.

You can open the Arcserve Backup Manager Console to manage your backup servers while Setup installs Agent Deployment setup files.

This utility lets you install the Agent Deployment setup files on the Arcserve Backup server.

Agent Deployment lets you install and upgrade Arcserve Backup agents on remote hosts without using the installation media.

The Agent Deployment setup files require approximately 1.3 GB of free disk space on the target server.

Destination path: C:\Program Files (x86)\CA\ARCserve Backup\Packages\Agent Deploy\

Do one of the following:

- Click Continue to install the Agent Deployment setup files.
- Click Cancel if you do not want to install the Agent Deployment setup files.

Note: If you click Cancel, you must provide the installation media when you use Agent Deployment to install and upgrade agents on remote hosts.

Continue

Cancel

Previous

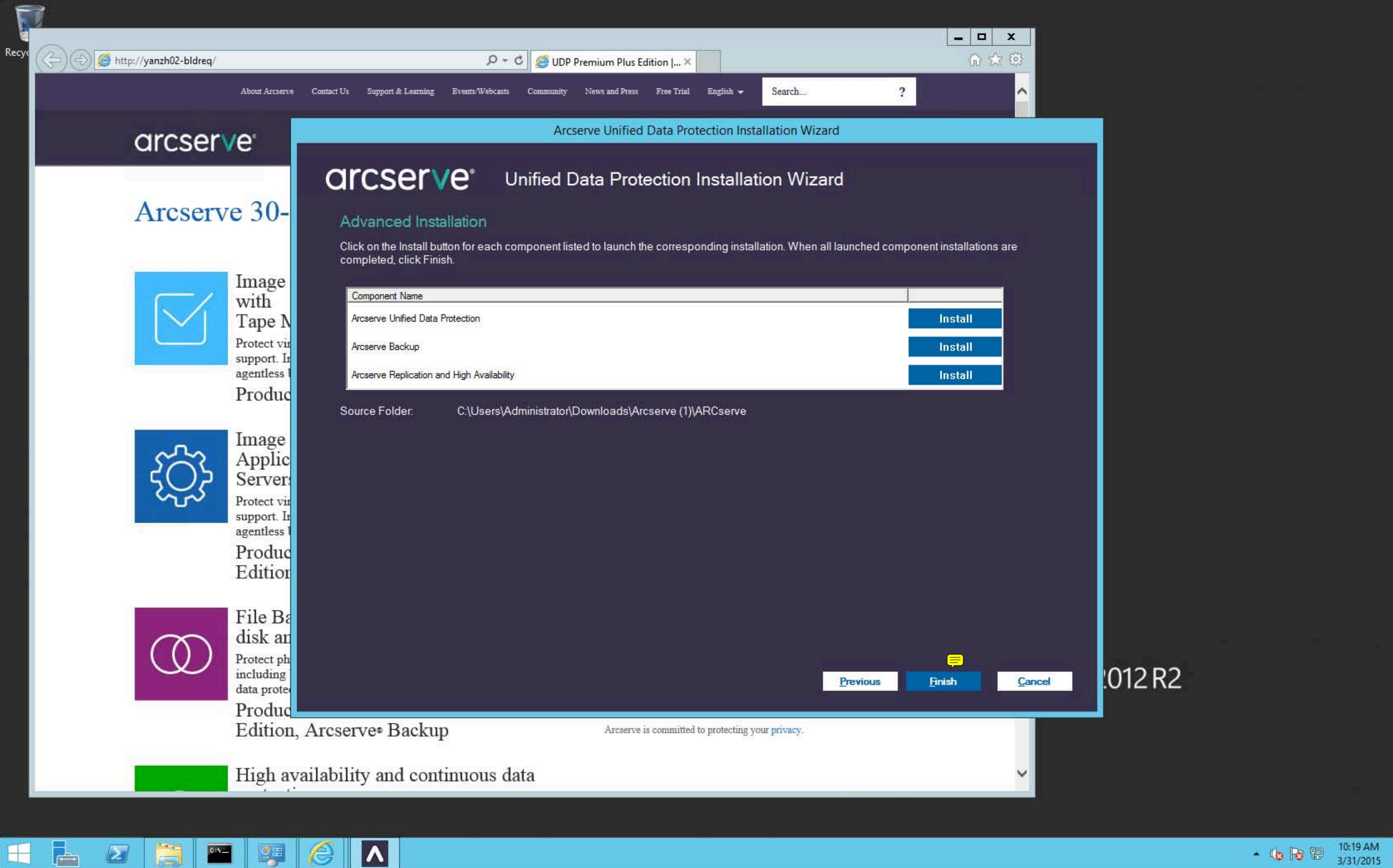
Finish

Cancel

012 R2

Arcserve is committed to protecting your privacy.





arcserve®

## Arcserve 30-



Image with Tape M  
Protect via  
support. In  
agentless  
Product



Image Applic  
Servers  
Protect via  
support. In  
agentless  
Product  
Edition



File Ba  
disk an  
Protect ph  
including  
data prote  
Product

Edition, Arcserve® Backup

High availability and continuous data

### Arcserve Unified Data Protection Installation Wizard

arcserve®

## Unified Data Protection Installation Wizard

### Advanced Installation

Click on the Install button for each component listed to launch the corresponding installation. When all launched component installations are completed, click Finish.

Component Name	
Arcserve Unified Data Protection	Install
Arcserve Backup	Install
Arcserve Replication and High Availability	Install

Source Folder: C:\Users\Administrator\Downloads\Arcserve (1)\ARCserve

Previous Finish Cancel

Arcserve is committed to protecting your privacy.

2012 R2